






















































































| SYMBOL  | NAME (symbol meaning)      | CODE |
|---|----------------------------|------|
| NA  | Blank Indicator (No Paint) | 001  |
|                          | Power                      | 002  |
| ACC   | Accessory                  | 003  |
| ACC<br>1  | Accessory 1                | 004  |
| ACC<br>2  | Accessory 2                | 005  |
|                          | Horn (Red)                 | 006  |
|                          | Water                      | 007  |
|                        | Battery Parallel           | 008  |
|                        | Navigation Light           | 009  |
|                        | Anchor Light               | 010  |
| TRIM<br>               | Trim Up                    | 011  |
| TRIM<br>               | Trim Down                  | 012  |
| COURTESY<br>LIGHTS<br> | Courtesy Lights            | 013  |
|                        | Wiper Port                 | 014  |
|                        | Wiper Starboard            | 015  |















| SYMBOL  | NAME (symbol meaning) | CODE |
|---|-----------------------|------|
| NA  | Painted Blank         | 016  |
|    | Antenna               | 017  |
|    | Cutter                | 018  |
|    | Engine                | 019  |
|    | Hood Closed           | 020  |
|    | Hood Open             | 021  |
|    | Horn (Black)          | 022  |
|  | Rabbit                | 023  |
|  | Water Spray           | 024  |
|  | Spot Light            | 025  |
|  | Arrow                 | 026  |
|  | PTO                   | 027  |
|  | PTO; Rotational Speed | 028  |
|  | Beacon Light          | 029  |
|  | Master Lights         | 030  |
















| SYMBOL  | NAME (symbol meaning) | CODE |
|---|-----------------------|------|
|    | Radial Arrow CCW      | 031  |
|    | Radial Arrow CW       | 032  |
|    | Cabin Lights          | 033  |
|    | Cockpit Lights        | 034  |
|    | Anchor Up             | 035  |
|    | Anchor Down           | 036  |
|    | Stereo                | 037  |
|  | Livewell              | 038  |
|  | Shower                | 039  |
|  | Instruments           | 040  |
|  | A/C Snow Flake        | 041  |
|  | Satellite             | 042  |
|  | Depth Sounder         | 043  |
|  | 12 Volt               | 044  |
|  | Bilge                 | 045  |
















| SYMBOL  | NAME (symbol meaning)      | CODE |
|---|----------------------------|------|
|    | Aft Bilge                  | 046  |
|    | Forward Bilge              | 047  |
|    | Wiper Wash                 | 048  |
|    | Radar                      | 049  |
|    | Lock                       | 050  |
|    | Bilge Blower               | 051  |
|    | Heater Fan                 | 052  |
|  | Macerator                  | 053  |
|  | Tank Fill                  | 054  |
|  | Tank Drain                 | 055  |
|  | Spreader Work Lights       | 056  |
|  | Navigation / Anchor Lights | 057  |
|  | Instrument Light           | 058  |
|  | Dome Light                 | 059  |
|  | Cancel Display             | 060  |
















| SYMBOL  | NAME (symbol meaning)             | CODE |
|---|-----------------------------------|------|
|    | Reset                             | 061  |
|    | Stand-by                          | 062  |
|    | Activation Settings               | 063  |
|    | Engine Stop                       | 064  |
|    | Engine Run                        | 065  |
|    | Clutch                            | 066  |
|    | Park Brake                        | 067  |
|  | Headlights / High Beam            | 068  |
|  | Headlights / Low Beam             | 069  |
|  | Parking Lights                    | 070  |
|  | Hazard Warning Lights             | 071  |
|  | Clearance Lights (CJ006)          | 072  |
|  | Nighttime Instrument Illumination | 073  |
|  | Windshield Washer & Fluid         | 074  |
|  | Rear Window Washer & Wiper        | 075  |
















| SYMBOL  | NAME (symbol meaning)          | CODE |
|---|--------------------------------|------|
|    | Rear Window Defroster          | 076  |
|    | Header, Tilt Forward           | 077  |
|    | Header, Tilt Rearward          | 078  |
|    | Dozer Blade, Raise             | 079  |
|    | Dozer Blade, Lower             | 080  |
|    | Excavator/Backhoe, Boom, Raise | 081  |
|    | Excavator/Backhoe, Boom, Lower | 082  |
|  | Loader Bucket, Raise           | 083  |
|  | Loader Bucket, Lower           | 084  |
|  | Clamshell Bucket, Open         | 085  |
|  | Clamshell Bucket, Close        | 086  |
|  | Grapple Open                   | 087  |
|  | Grapple Close                  | 088  |
|  | Circular Saw, Out              | 089  |
|  | Circular Saw, In               | 090  |










| SYMBOL  | NAME (symbol meaning) | CODE |
|---|-----------------------|------|
|    | Winch Out             | 091  |
|    | Winch In              | 092  |
|    | Cutting Element       | 093  |
|    | Mower Deck Raise      | 094  |
|    | Mower Deck Lower      | 095  |
|    | Lower Bed             | 096  |
|    | Raise Bed             | 097  |
| <b>A/M</b>  | Auto / Manual         | 098  |
|  | Windows Down Left     | 099  |
|  | Windows Up Left       | 100  |
|  | Windows Down Right    | 101  |
|  | Windows Up Right      | 102  |
|  | Bilge Light           | 103  |
|  | Fresh Water           | 104  |
|  | Salt Water            | 105  |















| SYMBOL  | NAME (symbol meaning) | CODE |
|---|-----------------------|------|
|    | Helm Light            | 106  |
|    | Underwater Light      | 107  |
|    | Aft Flood Light       | 108  |
|    | Forward Flood Light   | 109  |
|    | Forward Deck Lights   | 110  |
|    | Port Bow Down         | 111  |
|    | Starboard Bow Down    | 112  |
|  | Port Bow Up           | 113  |
|  | Starboard Bow Up      | 114  |
|  | Nav Lights            | 115  |
|  | Work Lights           | 116  |
|  | Panel Dimmer          | 117  |
|  | Port Wiper On         | 118  |
|  | Port Wiper Off        | 119  |
|  | Middle Wiper On       | 120  |















| SYMBOL  | NAME (symbol meaning)   | CODE |
|---|-------------------------|------|
|    | Mid Wiper Off           | 121  |
|    | Starboard Wiper On      | 122  |
|    | Starboard Wiper Off     | 123  |
|    | Engine Room Exhaust Fan | 124  |
|    | Reset                   | 125  |
|    | Stern Deck Lights       | 126  |
|    | Blue Lights             | 127  |
|  | Search Lights           | 128  |
|  | Compartment Dimmer      | 129  |
|  | Wheel House Recirc Fan  | 130  |
|  | Wheel House Exhaust Fan | 131  |
|  | Stern Cabin Bilge       | 132  |
|  | Port Engine Bilge       | 133  |
|  | Starboard Engine Bilge  | 134  |
|  | Davit Light             | 135  |
















| SYMBOL  | NAME (symbol meaning) | CODE |
|---|-----------------------|------|
|    | Message               | 136  |
|    | Monitor               | 137  |
|    | SOS                   | 138  |
|    | Port Wiper On         | 139  |
|    | Port Wiper Off        | 140  |
|    | Starboard Wiper On    | 141  |
|    | Starboard Wiper Off   | 142  |
|  | GS Pump               | 143  |
|  | Turtle                | 144  |
|  | Steering Fan          | 145  |
|  | Operator Control      | 146  |
|  | Work / Travel Mode    | 147  |
|  | Axle Release          | 148  |
|  | Axle Lock             | 149  |
|  | Load In               | 150  |











| SYMBOL  | NAME (symbol meaning) | CODE |
|---|-----------------------|------|
|    | Load Out              | 151  |
|    | Front Steering        | 152  |
|    | Parallel Steering     | 153  |
|    | Converging Steering   | 154  |
|    | Slow Speed            | 155  |
|    | Medium Speed          | 156  |
|    | Ridge Cutter          | 157  |
|  | Shredder              | 158  |
|  | Magnet                | 159  |
|  | Demolition Hammer     | 160  |
|  | Alarm                 | 161  |
|  | Off                   | 162  |
|  | Fog Lights            | 163  |
|  | Rear Fog Lights       | 164  |
|  | Mirror Heat           | 165  |

| SYMBOL  | NAME (symbol meaning) | CODE |
|---|-----------------------|------|
|    | Stop                  | 166  |
|    | Park                  | 167  |
|    | Flood Lights          | 168  |
|    | Heater Fan I          | 169  |
|    | Heater Fan II         | 170  |
|    | Heater Fan III        | 171  |
| <b>1</b>  | Numeral One           | 172  |
| <b>2</b>  | Numeral Two           | 173  |
| <b>3</b>  | Numeral Three         | 174  |
| <b>4</b>  | Numeral Four          | 175  |
| <b>5</b>  | Numeral Five          | 176  |
|  | Turtle                | 177  |
|  | Snail                 | 178  |
|  | Fan                   | 179  |
| <b>R</b>  | Reverse               | 180  |











| SYMBOL  | NAME (symbol meaning) | CODE |
|---|-----------------------|------|
|    | Pile Driver           | 181  |
|    | Beam Positions        | 182  |
|    | Excavate              | 183  |
|    | Hi / Lo               | 184  |
|    | Vac Pump              | 185  |
|    | Sync                  | 186  |
| <b>SVM</b>  | Slow Vessel Mode      | 187  |
|  | Sport Fish            | 188  |
|  | 360 Hold              | 189  |
|  | Door Radio            | 190  |
|  | Door Plus             | 191  |
|  | Door Minus            | 192  |
|  | Discharge             | 193  |
|  | Left                  | 194  |
|  | Lower                 | 195  |
















| SYMBOL  | NAME (symbol meaning)     | CODE |
|---|---------------------------|------|
|    | Raise                     | 196  |
|    | Right                     | 197  |
|    | Left Engine Start / Stop  | 198  |
|    | Right Engine Start / Stop | 199  |
|    | Engine Speed Icon         | 200  |
|    | Propel Hi / Low Speed     | 201  |
|    | Service Panel Down        | 202  |
|  | Service Panel Up          | 203  |
|  | Hoist Brake Icon          | 204  |
|  | Crowd Brake Icon          | 205  |
|  | Swing Brake               | 206  |
|  | Slack Rope By-Pass        | 207  |
|  | Drive Enable              | 208  |
|  | Cruise Down               | 209  |
















| SYMBOL  | NAME (symbol meaning) | CODE |
|---|-----------------------|------|
|    | Cruise Up             | 210  |
|    | Home                  | 211  |
|    | WiFi                  | 212  |
|    | Horn                  | 213  |
|    | Shift                 | 214  |
|    | Pump 1                | 215  |
|    | Pump Off              | 216  |
|  | Pump Forward          | 217  |
|  | Pump Reverse          | 218  |
|  | Throttle Gain         | 219  |
|  | Throttle Drop         | 220  |
|  | Pump More Flow        | 221  |
|  | Pump Less Flow        | 222  |
|  | Fast Forward          | 223  |
|  | Fast Forward Off      | 224  |





| SYMBOL   | NAME (symbol meaning)   | CODE |
|--|-------------------------|------|
|                     | Vibrate Flow            | 225  |
|                     | Chem 1                  | 226  |
|                     | Vibrate Off             | 227  |
|                     | Chem 2                  | 228  |
|                     | Vibrate On              | 229  |
|                     | Chem 3                  | 230  |
| <b>DISPLAY</b><br>  | Display Power           | 231  |
|                   | Battery State of Charge | 232  |
| <b>CHRGNG</b><br> | Battery Charging        | 233  |
|                   | Battery Up              | 234  |
| <b>GRAB</b>  | Grab                    | 235  |
| <b>RELEASE</b>   | Release                 | 236  |
| <b>DUMP</b>  | Dump                    | 237  |
| <b>UNDUMP</b>  | Undump                  | 238  |
| <b>IN</b>  | In                      | 239  |




















| SYMBOL  | NAME (symbol meaning) | CODE |
|---|-----------------------|------|
| OUT   | Out                   | 240  |
| ENABLE  | Enable                | 241  |
|  DATALOGGER          | Datalogger            | 242  |
|  BURNOUT             | Burnout               | 243  |
|                      | Arrow                 | 244  |
|  FUEL PUMP           | Fuel Pump             | 245  |
|  2 STEP              | 2 Step                | 246  |
|  NITROUS           | Nitrous               | 247  |
|  ENGINE START STOP | Engine Start / Stop   | 248  |
|  BACK UP LTS       | Back Up Lights        | 249  |
|  DISCH LTS         | Discharge Lights      | 250  |
|  WORK LTS          | Work Lights           | 251  |
| FRONT DOOR  | Front Door            | 252  |
| REAR DOOR   | Rear Door             | 253  |
| LIFT AXLE   | Lift Axle             | 254  |















| SYMBOL  | NAME (symbol meaning) | CODE |
|---|-----------------------|------|
|    | Windshield Heat       | 255  |
|    | Sprinkler             | 256  |
|    | Mirror Heat           | 257  |
|    | 4x4 Toggle            | 258  |
|    | Lights                | 259  |
|    | Driver Side Washer    | 260  |
|    | Passenger Side Washer | 261  |
|  | Idle Increase         | 262  |
|  | Low Gear              | 263  |
|  | Aux Lights            | 264  |
|  | Front Lights          | 265  |
|  | Rear Lights           | 266  |
|  | Blower Lights         | 267  |
|  | Rear Washer           | 268  |
|  | Power Toggle          | 269  |







| SYMBOL  | NAME (symbol meaning) | CODE |
|---|-----------------------|------|
|    | Water Level           | 270  |
|    | Speed Is              | 271  |
|    | Suction Loading       | 272  |
|    | LVSS                  | 273  |
|    | LR Lights             | 274  |
|    | Pump                  | 275  |
|    | Time Is               | 276  |
|  | Distance Is           | 277  |
|  | Front Sprayer         | 278  |
|  | Suction Unload        | 279  |
|  | Water Minus           | 280  |
|  | Water Plus            | 281  |
|  | Lights                | 282  |
|  | Winch                 | 283  |
|  | Water Off Minus       | 284  |

| SYMBOL   | NAME (symbol meaning) | CODE |
|--|-----------------------|------|
|                       | Water Off Plus        | 285  |
|                       | Pause                 | 286  |
| <b>HOIST CONTROL</b>   | Hoist Control         | 287  |
| <b>MAIN POWER</b>  | Main Power            | 288  |
| <b>AUTO</b>  | Auto                  | 289  |
| <b>BLAST</b>   | Blast                 | 290  |
| <b>PASS</b>  | Pass                  | 291  |
| <b>REVERSE</b>   | Reverse               | 292  |
| <b>BULK</b>  | Bulk                  | 293  |
| <b>YARD WASTE</b>  | Yard Waste            | 294  |
| <b>DAMAGE CONT.</b>  | Damage Container      | 295  |
| <b>OTHER</b>   | Other                 | 296  |
| <br><b>CARRIAGE</b> | Carriage Light        | 297  |
| <br><b>GO</b>       | Strobe Lights         | 298  |
|  | Not Used              | 299  |


| SYMBOL  | NAME (symbol meaning) | CODE |
|---|-----------------------|------|
|    | Strobe Light          | 300  |
|    | High Flow             | 301  |
|    | Low Flow              | 302  |
|    | Work Lights           | 303  |
|    | Liquid On             | 304  |
|    | Liquid Off            | 305  |
|    | Pump On               | 306  |
|  | Pump Off              | 307  |
|  | Hose Reel In          | 308  |
|  | Hose Reel Out         | 309  |
|  | Vapor On              | 310  |
|  | Vapor Off             | 311  |
| <b>1</b>  | Number 1              | 312  |
| <b>2</b>  | Number 2              | 313  |
| <b>3</b>  | Number 3              | 314  |


| SYMBOL  | NAME (symbol meaning) | CODE |
|---|-----------------------|------|
| <b>4</b>  | Number 4              | 315  |
| <b>5</b>  | Number 5              | 316  |
| <b>6</b>  | Number 6              | 317  |
| <b>7</b>  | Number 7              | 318  |
| <b>8</b>  | Number 8              | 319  |
| <b>MIN</b>  | Minimum               | 320  |
| <b>NORM</b>   | Normal                | 321  |
| <b>COMF</b>   | Comfort               | 322  |
| <b>SPORT</b>  | Sport                 | 323  |
| <b>MAX</b>  | Max                   | 324  |
|  | Street Lights         | 325  |
|  | Curb Lights           | 326  |
|  | Compartment Lights    | 327  |
|  | Strobe Lights         | 328  |
|  | Crane                 | 329  |





| SYMBOL  | NAME (symbol meaning) | CODE |
|---|-----------------------|------|
|    | Compressor            | 330  |
|    | Crane Light           | 331  |
| AUX 1   | Aux 1                 | 332  |
|    | Fresh Oil A           | 333  |
|    | Fresh Oil B           | 334  |
|    | Fresh Oil C           | 335  |
|    | Fresh Oil D           | 336  |
|  | Coolant E             | 337  |
|  | Coolant F             | 338  |
|  | Used Oil G            | 339  |
|  | Bulk Grease H         | 340  |
|  | Rear Lights           | 341  |
|  | Reel Cab Lights       | 342  |
|  | Bulk Grease J         | 343  |
|  | K Pump                | 344  |
















| SYMBOL  | NAME (symbol meaning) | CODE |
|---|-----------------------|------|
|    | Hydraulics            | 345  |
| F   | Forward               | 346  |
| N   | Neutral               | 347  |
|    | Side Lights           | 348  |
|    | Dome Lights           | 349  |
|    | Air                   | 350  |
|    | Fast Flow D           | 351  |
|  | Transmission Brake    | 352  |
| ENG. THROT.   | Engine Throttle       | 353  |
| ENG. CRUISE   | Engine Cruise         | 354  |
| VIB'S   | Vibrators             | 355  |
| WATER   | Water                 | 356  |
| ADMIX #1  | Admix #1              | 357  |
| ADMIX #2  | Admix #2              | 358  |
| ADMIX #3  | Admix #3              | 359  |











| SYMBOL           | NAME (symbol meaning) | CODE |
|------------------|-----------------------|------|
| FIBER            | Fiber                 | 360  |
| BELT SLOW        | Belt Slow             | 361  |
| BELT FAST        | Belt Fast             | 362  |
| AUX DOOR CLOSE   | Aux Door Close        | 363  |
| AUX DOOR OPEN    | Aux Door Open         | 364  |
| MAIN DOOR CLOSE  | Main Door Close       | 365  |
| MAIN DOOR OPEN   | Main Door Open        | 366  |
| COLOR            | Color                 | 367  |
| VAR. CEMENT      | Variable Cement       | 368  |
| AUGER LATCH      | Auger Latch           | 369  |
| MAT. FEED        | Materiel Feed         | 370  |
| ON REMOTE POWER  | On Remote Power       | 371  |
| OFF REMOTE POWER | Off Remote Power      | 372  |
| UP IR PANEL      | Up IR Panel           | 373  |
| DOWN IR PANEL    | Down IR Panel         | 374  |


| SYMBOL   | NAME (symbol meaning) | CODE |
|--|-----------------------|------|
| HIGH PROPANE   | High Propane          | 375  |
| LOW PROPANE  | Low Propane           | 376  |
| LEFT UP  | Left Up               | 377  |
| LEFT DOWN  | Left Down             | 378  |
| RIGHT UP   | Right Up              | 379  |
| RIGHT DOWN   | Right Down            | 380  |
| UP   | Up                    | 381  |
| DOWN   | Down                  | 382  |
| ON   | On                    | 383  |
| OFF  | Off                   | 384  |
| LEFT IN  | Left In               | 385  |
| RIGHT IN   | Right In              | 386  |
| LEFT OUT   | Left Out              | 387  |
| RIGHT OUT  | Right Out             | 388  |
|  STREET | Street Lights         | 389  |







| SYMBOL  | NAME (symbol meaning) | CODE |
|---|-----------------------|------|
|  | Curb Lights           | 390  |
| AUX 2   | Aux 2                 | 391  |
| REMOTE POWER ON   | Remote Power On       | 392  |
| LID OPEN  | Lid Open              | 393  |
| HOIST UP  | Hoist Up              | 394  |
| PASS DISCH OPEN   | Pass Disch Open       | 395  |
| DRIVE DISCH OPEN  | Drive Disch Open      | 396  |
| REMOTE POWER OFF  | Remote Power Off      | 397  |
| LID CLOSE   | Lid Close             | 398  |
| HOIST DOWN  | Hoist Down            | 399  |
| PASS DISCH CLOSE  | Pass Disch Close      | 400  |
| DRIVE DISCH CLOSE   | Drive Disch Close     | 401  |
| DUMPBOX UP  | Dumpbox Up            | 402  |
| DUMPBOX DOWN  | Dumpbox Down          | 403  |
| CRANE UP  | Crane Up              | 404  |

| SYMBOL  | NAME (symbol meaning) | CODE |
|---|-----------------------|------|
| CRANE DOWN  | Crane Down            | 405  |
| 2H  | 2 High                | 406  |
| 4H  | 4 High                | 407  |
| 4L  | 4 Low                 | 408  |
|    | 45 Degree Arrow       | 409  |
|    | Status Bar            | 410  |
| ENABLE  | Enable                | 411  |
| DISABLE   | Disable               | 412  |
|  | 4 Low                 | 413  |
|  | 4 Low                 | 414  |
|  | Side Lights           | 415  |
| DOWN  | Down                  | 416  |
| CLOSE   | Close                 | 417  |
| OFF   | Off                   | 418  |
|  | Fresh Oil E           | 419  |








| SYMBOL  | NAME (symbol meaning) | CODE |
|---|-----------------------|------|
|    | F Pump Low            | 420  |
|    | G Pump High           | 421  |
|    | G Pump Low            | 422  |
|    | New Coolant H         | 423  |
|    | Used Coolant J        | 424  |
|    | Used Oil K            | 425  |
|    | Bulk Grease L         | 426  |
|  | Rear Lights           | 427  |
|  | Vibrators             | 428  |
|  | Power Toggle          | 429  |
|  | Truck Pusher In       | 430  |
|  | Truck Pusher Out      | 431  |
|  | Pressure Washer       | 432  |
|  | Front Jog             | 433  |
|  | Front Jog             | 434  |
















| SYMBOL  | NAME (symbol meaning) | CODE |
|---|-----------------------|------|
|    | Rear Jog              | 435  |
|    | Rear Jog              | 436  |
|    | All Jog               | 437  |
|    | All Jog               | 438  |
|    | Hopper Gate           | 439  |
|    | Hopper Gate           | 440  |
|    | Flop Gate             | 441  |
|  | Flop Gate             | 442  |
|  | Fresh Oil F           | 443  |
|  | New Coolant G         | 444  |
| <b>NAV/ANC</b>  | Nav / Anchor          | 445  |
| <b>DOCK LTS</b>   | Dock Lights           | 446  |
| <b>COURT LTS</b>  | Courtesy Lights       | 447  |
| <b>CUP HOLDER LTS</b>   | Cup Holder Lights     | 448  |
| <b>ACC</b>  | Accessory             | 449  |

| SYMBOL  | NAME (symbol meaning) | CODE |
|---|-----------------------|------|
| PANEL<br>LTS  | Panel Lights          | 450  |
| STEREO  | Stereo                | 451  |
| UNDER<br>DECK<br>LTS  | Under Deck Lights     | 452  |
| IR PANEL<br>UP  | IR Panel Up           | 453  |
| IR PANEL<br>DOWN  | IR Panel Down         | 454  |
| PROPANE<br>HIGH   | Propane High          | 455  |
| PROPANE<br>LOW  | Propane Low           | 456  |
| P   | Gear Select Park      | 457  |
| R   | Gear Select Reverse   | 458  |
| D   | Gear Select Drive     | 459  |
| BOOM<br>OUT OF<br>STOW  | Boom Out Of Stow      | 460  |
| OUTRGR<br>OUT OF<br>STOW  | Outrigger Out Of Stow | 461  |
| OUTRGR<br>NOT<br>DOWN   | Outrigger Not Down    | 462  |
| OUTRGR<br>NOT UP  | Outrigger Not Up      | 463  |
|  | Pump Forward          | 464  |

| SYMBOL  | NAME (symbol meaning) | CODE |
|---|-----------------------|------|
|    | Pump Reverse          | 465  |
|    | Speed Up              | 466  |
|    | Slow Down             | 467  |
|    | Hood Closed           | 468  |
|    | Hood Open             | 469  |
| CHAIN<br>←<br>SLOW  | Chain Slow Left       | 470  |
| CHAIN<br>←<br>FAST  | Chain Fast Left       | 471  |
| SUSPEND   | Suspend               | 472  |
| STAGE   | Stage                 | 473  |
| CHAIN<br>→<br>SLOW  | Chain Slow Right      | 474  |
| CHAIN<br>→<br>FAST  | Chain Fast Right      | 475  |
| INSRTION<br>STOP  | Insertion Stop        | 476  |
| INSRTION<br>START   | Insertion Start       | 477  |
|  | Auger On / Off        | 478  |
| EGON  | Egon                  | 479  |



















| SYMBOL  | NAME (symbol meaning) | CODE |
|---|-----------------------|------|
|    | Auger Push Out        | 480  |
|    | Auger Pull In         | 481  |
|    | Flop Gate Control     | 482  |
| TILT UP   | Tile Up               | 483  |
| LIFT IN   | Lift In               | 484  |
| LIFT UP   | Lift Up               | 485  |
| FOLD UP   | Fold Up               | 486  |
| TILT DOWN   | Tilt Down             | 487  |
| LIFT OUT  | Lift Out              | 488  |
| LIFT DOWN   | Lift Down             | 489  |
| FOLD DOWN   | Fold Down             | 490  |
|  | Tank 1 Level          | 491  |
|  | Tank 2 Level          | 492  |
|  | Tank 3 Level          | 493  |
|  | Tank 4 Level          | 494  |







| SYMBOL  | NAME (symbol meaning) | CODE |
|---|-----------------------|------|
|    | Tank 1 On / Off       | 495  |
|    | Tank 2 On / Off       | 496  |
|    | Tank 3 On / Off       | 497  |
|    | Tank 4 On / Off       | 498  |
|    | Used Oil Level        | 499  |
|    | Used Oil Toggle       | 500  |
|    | Coolant Level         | 501  |
|  | Coolant On / Off      | 502  |
|  | GRS HV On / Off       | 503  |
|  | GRS HP On / Off       | 504  |
|  | BEF Level             | 505  |
|  | DES On / Off          | 506  |
|  | Power Wash Level      | 507  |
|  | Power Wash On / Off   | 508  |
|  | Fuel Level            | 509  |















| SYMBOL | NAME (symbol meaning)           | CODE |
|--------|---------------------------------|------|
|        | High Fuel On / Off              | 510  |
|        | Low Fuel On / Off               | 511  |
|        | High Fuel On / Off              | 512  |
|        | Engine Oil Level                | 513  |
|        | Engine Oil On / Off             | 514  |
|        | Trans Oil Level                 | 515  |
|        | Trans Oil On / Off              | 516  |
|        | Hydraulic Oil Level             | 517  |
|        | Hydraulic Oil On / Off          | 518  |
|        | Axle Oil Level                  | 519  |
|        | Axle Oil On / Off               | 520  |
|        | Switch Insert Gear Oil Level    | 521  |
|        | Switch Insert Gear Oil On / Off | 522  |
| FILL   | Fill                            | 523  |
| A      | A                               | 524  |







| SYMBOL       | NAME (symbol meaning) | CODE |
|--------------|-----------------------|------|
| FLUSH        | Flush                 | 525  |
| B            | B                     | 526  |
| PUMP ON      | Pump On               | 527  |
| PUMP OFF     | Pump Off              | 528  |
| TA ENGAGE    | TA Engage             | 529  |
| TA DISENG    | TA Disengage          | 530  |
| PACK EXT     | Pack Extend           | 531  |
| PACK RET     | Pack Retract          | 532  |
| FORKS IN     | Forks In              | 533  |
| FORKS OUT    | Forks Out             | 534  |
| PUMP         | Pump                  | 535  |
| COORD MODE   | Coord Mode            | 536  |
| STROBE LIGHT | Strobe Light          | 537  |
| AUTO NEUTRL  | Auto Neutral          | 538  |
| NEUTRL DRIVE | Neutral Drive         | 539  |

| SYMBOL  | NAME (symbol meaning) | CODE |
|---|-----------------------|------|
| FEATHER   | Feather               | 540  |
| ARMS RAISE  | Arms Raise            | 541  |
| FORKS RAISE   | Forks Raise           | 542  |
| ARMS LOWER  | Arms Lower            | 543  |
| FORKS LOWER   | Forks Lower           | 544  |
| THRITTLE ADV  | Throttle Advance      | 545  |
|    | Dome Light            | 546  |
|  | Window Lock           | 547  |
|  | Door Open             | 548  |
|  | Door Close            | 549  |
|  | Battery 1             | 550  |
| START STOP  | Start Stop            | 551  |
|  | Battery 2             | 552  |
|  | Front Diff            | 553  |
|  | Center Diff           | 554  |

| SYMBOL  | NAME (symbol meaning) | CODE |
|---|-----------------------|------|
|    | Rear Diff             | 555  |
|    | Spot Light            | 556  |
|    | Mirror Heat           | 557  |
|    | Air Brake             | 558  |
|    | High Idle             | 559  |
|    | Mute                  | 560  |
|    | Front Plow Up         | 561  |
|  | Front Plow Down       | 562  |
| AUTO LEFT   | Auto Left             | 563  |
| AUTO RIGHT  | Auto Right            | 564  |
| SLOW LEFT   | Slow Left             | 565  |
| SLOW RIGHT  | Slow Right            | 566  |
| AUTO/MANUAL   | Auto / Manual         | 567  |
| INCRMNT   | Increment             | 568  |
| LEFT RAISE  | Left Raise            | 569  |








| SYMBOL   | NAME (symbol meaning) | CODE |
|--|-----------------------|------|
| RIGHT<br>RAISE   | Right Raise           | 570  |
| DECRMNT  | Decrement             | 571  |
| LEFT<br>LOWER  | Left Lower            | 572  |
| RIGHT<br>LOWER   | Right Lower           | 573  |
| HORN   | Horn                  | 574  |
| CUPHLDR<br>LIGHT   | Cup Holder Light      | 575  |
| UNDER<br>WATER<br>LIGHT  | Under Water Light     | 576  |
| COURTSY<br>LIGHT   | Courtesy Light        | 577  |
| DOCKING<br>LIGHT   | Docking Light         | 578  |
|           | Siren                 | 579  |
|           | Side Lights           | 580  |
|           | Hopper Open           | 581  |
|           | Hopper Close          | 582  |
|           | Differential          | 583  |
| BLKHD<br> | Bulkhead Light        | 584  |
















| SYMBOL  | NAME (symbol meaning) | CODE |
|---|-----------------------|------|
|    | Inverter              | 585  |
|    | Brake Test            | 586  |
| 4WD   | 4 Wheel Drive         | 587  |
|    | Front Coupler Release | 588  |
|    | Front Coupler Left    | 589  |
|    | Front Coupler Right   | 590  |
|    | Rear Coupler Release  | 591  |
|  | Rear Coupler Left     | 592  |
|  | Rear Coupler Right    | 593  |
|  | Front Rail Gear Down  | 594  |
|  | Front Rail Gear Up    | 595  |
|  | Rear Rail Gear Down   | 596  |
|  | Rear Rail Gear Up     | 597  |
|  | Remote                | 598  |
|  | Boom Light            | 599  |
















| SYMBOL  | NAME (symbol meaning) | CODE |
|---|-----------------------|------|
|  | Side Lights           | 600  |
|  | Hose Reel Light       | 601  |
|  | Reel Lock             | 602  |
|  | Pinch Roller Lock     | 603  |
|  | Hose Reel Extend      | 604  |
|  | Hose Reel Retract     | 605  |
| <b>—</b>  | Minus                 | 606  |
| <b>!</b>  | Exclamation           | 607  |
| <b>+</b>  | Plus                  | 608  |
| <b>0</b>  | Zero                  | 609  |
| <b>1</b>  | One                   | 610  |
| <b>2</b>  | Two                   | 611  |
| <b>3</b>  | Three                 | 612  |
| <b>4</b>  | Four                  | 613  |
| <b>5</b>  | Five                  | 614  |
















| SYMBOL    | NAME (symbol meaning) | CODE |
|-----------|-----------------------|------|
| <b>6</b>  | Six                   | 615  |
| <b>7</b>  | Seven                 | 616  |
| <b>8</b>  | Eight                 | 617  |
| <b>9</b>  | Nine                  | 618  |
| <b>10</b> | Ten                   | 619  |
| <b>11</b> | Eleven                | 620  |
| <b>12</b> | Twelve                | 621  |
| <b>A</b>  | A                     | 622  |
| <b>B</b>  | B                     | 623  |
| <b>C</b>  | C                     | 624  |
| <b>D</b>  | D                     | 625  |
| <b>E</b>  | E                     | 626  |
| <b>F</b>  | F                     | 627  |
| <b>G</b>  | G                     | 628  |
| <b>H</b>  | H                     | 629  |
















|          | NAME (symbol meaning) | CODE |
|----------|-----------------------|------|
| <b>I</b> | I                     | 630  |
| <b>J</b> | J                     | 631  |
| <b>K</b> | K                     | 632  |
| <b>L</b> | L                     | 633  |
| <b>M</b> | M                     | 634  |
| <b>N</b> | N                     | 635  |
| <b>O</b> | O                     | 636  |
| <b>P</b> | P                     | 637  |
| <b>Q</b> | Q                     | 638  |
| <b>R</b> | R                     | 639  |
| <b>S</b> | S                     | 640  |
| <b>T</b> | T                     | 641  |
| <b>U</b> | U                     | 642  |
| <b>V</b> | V                     | 643  |
| <b>W</b> | W                     | 644  |

| SYMBOL  | NAME (symbol meaning) | CODE |
|---|-----------------------|------|
| <b>X</b>  | X                     | 645  |
| <b>Y</b>  | Y                     | 646  |
| <b>Z</b>  | Z                     | 647  |
| <b>WATER PUMP</b>   | Water Pump            | 648  |
| <b>ICE PUMP</b>   | Ice Pump              | 649  |
| <b>HOLLEY EFI</b>   | Holley Efi            | 650  |
| <b>TRANSFR PUMP</b>   | Transfer Pump         | 651  |
| <b>HATCH OPEN</b>   | Hatch Open            | 652  |
|  | Air Conditioning      | 653  |
|  | Alarm Acknowledge     | 654  |
|  | Turbo                 | 655  |
|  | Arrow                 | 656  |
|  | Boost Down            | 657  |
|  | Boost Up              | 658  |
|  | Bright Down           | 659  |
















| NAME (symbol meaning)  | CODE |
|--|------|
|  Bright Up        | 660  |
|  Burn Out         | 661  |
|  Close Menu       | 662  |
|  Cooling Fan      | 663  |
|  Day / Night Mode | 664  |
|  Function Toggle  | 665  |
|  Hazard           | 666  |
|  High Beam      | 667  |
|  Horn           | 668  |
|  Launch         | 669  |
|  Line Lock      | 670  |
|  Low Beam       | 671  |
|  Map Down       | 672  |
|  Map Up         | 673  |
|  Nitrous Arm    | 674  |
















| SYMBOL  | NAME (symbol meaning) | CODE |
|---|-----------------------|------|
|    | Nitrous Purge         | 675  |
|    | Open Menu             | 676  |
|    | Page Down             | 677  |
|    | Page Up               | 678  |
|    | PDU Trip Reset        | 679  |
|    | Power                 | 680  |
|    | Pump Out              | 681  |
|  | Push To Pass          | 682  |
|  | Reset                 | 683  |
|  | Select                | 684  |
|  | Starter               | 685  |
|  | Traction Control Down | 686  |
|  | Traction Control Up   | 687  |
|  | Transmission Lock     | 688  |
|  | Washer                | 689  |





|   | NAME (symbol meaning) | CODE |
|---|-----------------------|------|
|    | Wiper                 | 690  |
|    | ABS                   | 691  |
|    | Brake Spray           | 692  |
|    | Cool Suit             | 693  |
|    | Drink                 | 694  |
|    | Flash Bright          | 695  |
|    | Fuel Reserve          | 696  |
|  | Fuel Reset            | 697  |
|  | Full Course Yellow    | 698  |
|  | Gearbox Emergency     | 699  |
|  | Heated Windshield     | 700  |
|  | Helmet Fan            | 701  |
|  | Neutral Switch        | 702  |
|  | Pit Limiter           | 703  |
|  | Power Steering Reset  | 704  |










| SYMBOL  | NAME (symbol meaning) | CODE |
|---|-----------------------|------|
|    | Radiator Spray        | 705  |
|    | Rain Light            | 706  |
|    | Reverse               | 707  |
|    | Wet Mode              | 708  |
|    | Face Down             | 709  |
|    | Facer Up              | 710  |
|    | Heater Down           | 711  |
|  | Heater Up             | 712  |
|  | Index Left            | 713  |
|  | Index Right           | 714  |
|  | Air Brake Test        | 715  |
|  | CB Radio              | 716  |
|  | Tail Gate Raise       | 717  |
|  | Tail Gate Lower       | 718  |
|  | Tail Gate Lock        | 719  |
























|   | NAME (symbol meaning) | CODE |
|---|-----------------------|------|
|    | Tail Gate Unlock      | 720  |
|    | Top Door Open         | 721  |
|    | Top Door Close        | 722  |
|    | Hopper Light          | 723  |
|    | Aux Light             | 724  |
|    | Lift Light            | 725  |
|    | Above / Below         | 726  |
|  | Stow Position         | 727  |
|  | Road Speed            | 728  |
|  | Super Flow            | 729  |
|  | High / Low Flow       | 730  |
|  | Carriage Jaws Close   | 731  |
|  | Carriage Jaws Open    | 732  |
|  | Heat                  | 733  |
|  | Mirror Heat           | 734  |









| SYMBOL  | NAME (symbol meaning) | CODE |
|---|-----------------------|------|
|    | Fan                   | 735  |
|    | Wiper Washer          | 736  |
|    | Driving Lights        | 737  |
|    | Hazard                | 738  |
|    | Parking Lights        | 739  |
|    | Arrow                 | 740  |
|    | Cruise Control        | 741  |
|  | Off / On              | 742  |
|  | Winch                 | 743  |
|  | Off / On              | 744  |
|  | Forward Up Arrow      | 745  |
|  | Aft Up Arrow          | 746  |
|  | Forward Down Arrow    | 747  |
|  | Aft Down Arrow        | 748  |
|  | Strobe                | 749  |








|   | NAME (symbol meaning) | CODE                      |     |
|---|-----------------------|---------------------------|-----|
|   | HOPPER                | Hopper                    | 750 |
|   | AUX                   | Aux                       | 751 |
|   | CONTAINR              | Container                 | 752 |
|   | LEFT CAM              | Left CAM                  | 753 |
|   | RIGHT CAM             | Right CAM                 | 754 |
|   | SEL O PACK            | Select-O-Pack             | 755 |
|   | TRAVEL POS            | Travel Position           | 756 |
|   | OVHGT OVERRIDE        | Over-Height Override      | 757 |
|   | CAB LIGHT             | Cab Light                 | 758 |
|   | ETL                   | Electronic Torque Limiter | 759 |
|  | Float On / Off        | 760                       |     |
|  | Bucket Cushion        | 761                       |     |
|  | Bucket Mode           | 762                       |     |
|   | EFS                   | Electronic Flow Sharing   | 763 |
|  | Boom Cushion          | 764                       |     |








| SYMBOL  | NAME (symbol meaning)   | CODE |
|---|-------------------------|------|
|    | Boom Mode               | 765  |
|    | Stability Control (ESC) | 766  |
| TCS   | Traction Control System | 767  |
| BRAKE   | Brake                   | 768  |
|    | Header Tilt Forward     | 769  |
|    | Header Tilt Rearward    | 770  |
|    | Loader Bucket Lower     | 771  |
|  | Loader Bucket Raise     | 772  |
|  | Arrows In / Close       | 773  |
|  | Arrows Out / Open       | 774  |
| CONFIRM   | Confirm                 | 775  |
| CANCEL  | Cancel                  | 776  |
|  | Battery                 | 777  |
| EXTRAS  | Extras                  | 778  |
| NOT ACCEPT.   | Not Acceptable          | 779  |

|   | NAME (symbol meaning) | CODE              |     |
|---|-----------------------|-------------------|-----|
|   | NOT OUT               | Not Out           | 780 |
|   | DAMAGED CONT.         | Damaged Container | 781 |
|   | BLOCKED CONT.         | Blocked Container | 782 |
|    | Cruise Control        |                   | 783 |
|   | AUTOLIFT              | Auto Lift         | 784 |
|   | CAN CVR OPEN          | Can Cover Open    | 785 |
|   | CAN CVR CLOSE         | Can Cover Close   | 786 |
|   | CAN LT                | Can Light         | 787 |
|   | FLOOR AUGER           | Floor Auger       | 788 |
|   | DSCHRGE AUGER         | Discharge Auger   | 789 |
|  | DOD Door              |                   | 790 |
|  | RR Dome Light         |                   | 791 |
|  | Mute                  |                   | 792 |
|  | Master Light          |                   | 793 |
|  | Start Light           |                   | 794 |




| SYMBOL  | NAME (symbol meaning) | CODE |
|---|-----------------------|------|
|    | Cancel Light          | 795  |
|    | Override Lights       | 796  |
|    | X Arm                 | 797  |
|    | De-Icer               | 798  |
|    | External Speaker      | 799  |
|    | Pre Trip Light        | 800  |
|    | Cab Prot Up           | 801  |
|  | Cab Prot Down         | 802  |
|  | Container Light       | 803  |
|  | New Coolant Generic   | 804  |
|  | Used Coolant Generic  | 805  |
|  | Product Generic       | 806  |
|  | Product Used Generic  | 807  |
|  | Grease Generic        | 808  |
|  | Diesel Low Generic    | 809  |





| NAME (symbol meaning)   | CODE |
|---|------|
|  Diesel High Generic | 810  |
|  Diesel Low Generic  | 811  |
|  Def Fluid           | 812  |
| <b>EXT</b> Extend   | 813  |
| <b>RET</b> Retract  | 814  |
| <b>OVER LOAD</b> Over Load  | 815  |
|  Parking Brake Test  | 816  |
|  Joystick Enable   | 817  |
| <b>BOOM RET</b> Boom Retract  | 818  |
| <b>BOOM FRONT</b> Boom Front  | 819  |
| <b>BOOM PARK</b> Boom Park  | 820  |
|  Lift Gate         | 821  |
| <b>AUX 3</b> Aux 3  | 822  |
|  Diesel Gas        | 823  |
|  Aux Vibrator #1   | 824  |






| SYMBOL  | NAME (symbol meaning)  | CODE |
|---|------------------------|------|
|    | Aux Vibrator #2        | 825  |
| <b>LATEX</b>  | Latex                  | 826  |
| <b>POZZOLN</b>  | Pozzolan               | 827  |
|    | Low Idle               | 828  |
|    | Steering Vane Left     | 829  |
|    | Steering Vane Right    | 830  |
|    | Drum Rotation Left     | 831  |
|  | Drum Rotation Right    | 832  |
| <b>RIGHT DOME LIGHTS</b>  | Right Dome Lights      | 833  |
| <b>CHECK OUT LIGHTS</b>   | Check Out Lights       | 834  |
| <b>LEFT DOME LIGHTS</b>   | Left Dome Lights       | 835  |
| <b>OXYGEN</b>   | Oxygen                 | 836  |
| <b>OPEN</b>   | Open                   | 837  |
|  | Clockwise Gear         | 838  |
|  | Counter Clockwise Gear | 839  |







|   | NAME (symbol meaning) | CODE |
|---|-----------------------|------|
|    | Less Water Spray      | 840  |
| MIX   | Mix                   | 841  |
| PRG   | Program               | 842  |
|    | Hoist Up              | 843  |
|    | Hoist Down            | 844  |
|    | Plow Up               | 845  |
|    | Plow Down             | 846  |
|  | Plow Angle Left       | 847  |
|  | Plow Angle Right      | 848  |
| AUX 4   | Aux 4                 | 849  |
| AUX PWER  | Aux Power             | 850  |
| UPPER CTRL  | Upper Control         | 851  |
| ENG START   | Engine Start          | 852  |
| S. ARM CW   | Swing Arm Clockwise   | 853  |
| WINCH OUT   | Winch Out             | 854  |







| SYMBOL     | NAME (symbol meaning)       | CODE |
|------------|-----------------------------|------|
| PLAT LEVEL | Platform Level              | 855  |
| LOWER CTRL | Lower Control               | 856  |
| ENG STOP   | Engine Stop                 | 857  |
| S. ARM CCW | Swing Arm Counter Clockwise | 858  |
| WINCH IN   | Winch In                    | 859  |
| PLAT TILT  | Platform Tilt               | 860  |
| LB UP      | LB Up                       | 861  |
| UB UP      | UB Up                       | 862  |
| ROTATE CW  | Rotate Clockwise            | 863  |
| EXTEND OUT | Extend Out                  | 864  |
| LB DOWN    | LB Down                     | 865  |
| UB DOWN    | UB Down                     | 866  |
| ROTATE CCW | Rotate Counter Clockwise    | 867  |
| EXTEND IN  | Extend In                   | 868  |
| MANUAL     | Manual                      | 869  |
















|   | NAME (symbol meaning) | CODE |
|---|-----------------------|------|
| REMOTE  | Remote                | 870  |
| PROBE HOME  | Probe Home            | 871  |
| MAST HOME   | Mast Home             | 872  |
|    | Stabilizer Retract    | 873  |
| AIR COMP  | Air Compressor        | 874  |
| AUX HYD   | Aux Hydraulics        | 875  |
| PLATF HOME  | Platform Home         | 876  |
|  | Outrigger Home        | 877  |
| <b>M</b>  | M                     | 878  |
| PACK  | Pack                  | 879  |
| UNPACK  | Unpack                | 880  |
| SWEEP   | Sweep                 | 881  |
| UNSWEEP   | Unsweep               | 882  |
| BIN BUFFER  | Bin Buffer            | 883  |
|  | Beacon Lights         | 884  |

| SYMBOL  | NAME (symbol meaning) | CODE |
|---|-----------------------|------|
|  | Work Light            | 885  |
|  | Rescue Hazard         | 886  |
| COMPACT   | Compact               | 887  |
|  | Up                    | 888  |
|  | Down                  | 889  |
| BIN LIFTER UP   | Bin Lifter Up         | 890  |
| BIN LIFTER DOWN   | Bin Lifter Down       | 891  |
| RAISE   | Raise                 | 892  |
| LOWER   | Lower                 | 893  |
| BOOM UP   | Boom Up               | 894  |
| BOOM LEFT   | Boom Left             | 895  |
| BOOM IN   | Boom In               | 896  |
| VAC ON  | Vac On                | 897  |
| MUD DOOR OPEN   | Mud Door Open         | 898  |
| WASH ON   | Wash On               | 899  |
















|   | NAME (symbol meaning) | CODE |
|---|-----------------------|------|
| <b>BOOM DOWN</b>  | Boom Down             | 900  |
| <b>BOOM RIGHT</b>   | Boom Right            | 901  |
| <b>BOOM OUT</b>   | Boom Out              | 902  |
| <b>VAC OFF</b>  | Vac Off               | 903  |
| <b>MUD DOOR CLOSE</b>   | Mud Door Close        | 904  |
| <b>WASH OFF</b>   | Wash Off              | 905  |
| <b>DSCHRGE</b>  | Discharge             | 906  |
| <b>DRUM</b>   | Drum                  | 907  |
| <b>DECK</b>   | Deck                  | 908  |
| <b>ADMIX #4</b>   | Admix #4              | 909  |
|  | End Gates Close       | 910  |
|  | End Gates Open        | 911  |
|  | Inject Down           | 912  |
|  | Injector Up           | 913  |
|  | Knotter               | 914  |
















| SYMBOL  | NAME (symbol meaning) | CODE |
|---|-----------------------|------|
|    | Plunger In            | 915  |
|    | Plunger Out           | 916  |
|    | Knotter Run           | 917  |
|    | Auto                  | 918  |
|    | Manual                | 919  |
| <b>AUTO EJECT</b>   | Auto Eject            | 920  |
| <b>WORK POS</b>   | Work Position         | 921  |
| <b>COM AUTOLIFT</b>   | Com Autolift          | 922  |
|  | Table                 | 923  |
| <b>R ↑</b>  | Rear Up               | 924  |
| <b>F ↑</b>  | Front Up              | 925  |
| <b>R ↓</b>  | Rear Down             | 926  |
| <b>F ↓</b>  | Front Down            | 927  |
| <b>EJECT LOAD</b>   | Eject Load            | 928  |
| <b>AUTON LIFT</b>   | Autonomous Lift       | 929  |






























| NAME (symbol meaning)   | CODE |
|---|------|
|  Less Water Spray  | 930  |
|  Mix               | 931  |
|  Program           | 932  |
| VENTS OPEN Hoist Up   | 933  |
| CRANE Hoist Down  | 934  |
| LIFT Plow Up  | 935  |
| JACK IN Plow Down   | 936  |
| JACK OUT Plow Angle Left  | 937  |
| JACK UP Plow Angle Right  | 938  |
| JACK DOWN Aux 4   | 939  |
| TOWER UP Boom Park  | 940  |
| TOWER DOWN Lift Gate  | 941  |
|  Aux 3           | 942  |
|  Diesel Gas      | 943  |
|  Aux Vibrator #1 | 944  |

| SYMBOL  | NAME (symbol meaning)  | CODE |
|---|------------------------|------|
|    | Aux Vibrator #2        | 945  |
|    | Latex                  | 946  |
|    | Pozzolan               | 947  |
|    | Low Idle               | 948  |
|    | Steering Vane Left     | 949  |
|    | Steering Vane Right    | 950  |
|    | Drum Rotation Left     | 951  |
|  | Drum Rotation Right    | 952  |
|  | Right Dome Lights      | 953  |
|  | Check Out Lights       | 954  |
|  | Left Dome Lights       | 955  |
|  | Oxygen                 | 956  |
|  | Open                   | 957  |
|  | Clockwise Gear         | 958  |
|  | Counter Clockwise Gear | 959  |





















| NAME (symbol meaning)   | CODE |
|---|------|
|  Gripper Auto Close            | 960  |
|  Multi Cycle                   | 961  |
|  Tag Axle Up                   | 962  |
|  Tax Axle Down                 | 963  |
|  P. Axle Up                    | 964  |
|  P. Axle Down                  | 965  |
|  Hopper Down Open              | 966  |
|  Arms Not Stowed             | 967  |
|  Fork Width Increase         | 968  |
|  Fork Width Decrease         | 969  |
|  Mirror Light                | 970  |
|  Canopy Light                | 971  |
|  Residential Container Power | 972  |
|  Bar Stop Lockout            | 973  |
|  Auto Neutral                | 974  |





| SYMBOL  | NAME (symbol meaning)   | CODE |
|---|-------------------------|------|
|    | Hydraulic Alarm         | 975  |
|    | 300 Gallon Gripper      | 976  |
|    | Cart Clamp              | 977  |
|    | Open Gripper            | 978  |
|    | Close Gripper           | 979  |
|    | Left Joystick           | 980  |
|    | Right Joystick          | 981  |
|  | Rub Rail Lights         | 982  |
|  | Auto Ejection           | 983  |
|  | Top Hopper Light        | 984  |
|  | Tandem Lights           | 985  |
|  | Glass Compressor Unlock | 986  |
|  | Glass Compressor Lock   | 987  |
|  | Front GC Door           | 988  |
|  | Rear GC Door            | 989  |
















| NAME (symbol meaning)   | CODE     | SYMBOL  | NAME (symbol meaning)  | CODE |
|---|----------|---|--|------|
|  Clearance Lights              | 990      |  Hydraulic Alarm                       | 1005   |      |
|  Side Hopper Light             | 991      |  300 Gallon Gripper                    | 1006   |      |
|  Packer Retract                | 992      |  Cart Clamp                            | 1007   |      |
|  Extend Parking                | 993      |  Open Gripper                          | 1008   |      |
|  Winch Spool In                | 994      |  Close Gripper                         | 1009   |      |
|  Winch Spool Out               | 995      |  Left Joystick                         | 1010   |      |
|  In-Side Door Unlock           | 996      |  FRESH<br>Right Joystick               | 1011   |      |
|  In-Side Door Lock           | 997      |  Rub Rail Lights                     | 1012   |      |
|  Conveyor Out                | 998      |  F<br>Auto Ejection                  | 1013   |      |
|  Conveyor In                 | 999      |  R<br>Top Hopper Light               | 1014   |      |
| OVERRIDE  | Override | 1000  |  F<br>Tandem Lights | 1015 |
|  Add Back Up Light           | 1001     |  R<br>Glass Compressor Unlock        | 1016   |      |
|  Residential Container Power | 1002     |  DRIVE<br>Glass Compressor Lock      | 1017   |      |
|  Bar Stop Lockout            | 1003     |  HYDRCLC<br>TOOL<br>Hydraulic Tool   | 1018   |      |
|  Auto Neutral                | 1004     |  GDALL<br>STRTALL<br>Gdall Start All | 1019   |      |
















|   | NAME (symbol meaning) | CODE |
|---|-----------------------|------|
|    | 4 x 4                 | 1020 |
|    | TRUCK LIGHTS          | 1021 |
|    | TRUCK BED LIGHTS      | 1022 |
|    | EXHAUST TEMP          | 1023 |
|    | RETARDER OFF          | 1024 |
|    | WATER                 | 1025 |
|    | CAN SHAKE             | 1026 |
|  | REAR FLASHERS         | 1027 |
|  | HOME                  | 1028 |
|  | MUTE TOGGLE           | 1029 |
|  | NEXT SCREEN           | 1030 |
|  | PLAY/PAUSE            | 1031 |
|  | PREVIOUS SCREEN       | 1032 |
|  | E-MASTER              | 1033 |
|  | SIREN/HORN            | 1034 |
















| SYMBOL  | NAME (symbol meaning) | CODE |
|---|-----------------------|------|
|    | MUTE                  | 1035 |
|    | HEAT/AC TOGGLE        | 1036 |
|    | PRI-SEC               | 1037 |
|    | AIR HORN              | 1038 |
|    | DOMELIGHTS            | 1039 |
|    | LIGHTENING BOLT       | 1040 |
|    | EXHAUST FAN           | 1041 |
|  | O2 CYCLE              | 1042 |
|  | SUCTION               | 1043 |
|  | TIMER                 | 1044 |
|  | FAN SPEED 1           | 1045 |
|  | FAN SPEED 2           | 1046 |
|  | FAN SPEED 3           | 1047 |
|  | HEATER FAN 3          | 1048 |
|  | FLOOR LIGHT           | 1049 |









| SYMBOL  | NAME (symbol meaning)    | CODE |
|---|--------------------------|------|
|  | LOADER BUCKET CUSHIONING | 1050 |
|  | LOADER BUCKET SPEED      | 1051 |
|  | LOADER BUCKET TILT FLAT  | 1052 |
| BURNER  | BURNER                   | 1053 |
| WATER PRESS UP  | WATER PRESSURE UP        | 1054 |
| WATER TEMP UP   | WATER TEMPERATURE UP     | 1055 |
| BOOM LIMITER UP   | BOOM LIMITER UP          | 1056 |
| CABINET HEATER  | CABINET HEATER           | 1057 |
| WIRED   | WIRED                    | 1058 |
| WASH PUMP   | WASH PUMP                | 1059 |
| WATER PRESS DOWN  | WATER PRESSURE DOWN      | 1060 |
| WATER TEMP DOWN   | WATER TEMPERATURE DOWN   | 1061 |
| BOOM LIMITER DOWN   | BOOM LIMITER DOWN        | 1062 |
| CABINET LIGHTS  | CABINET LIGHTS           | 1063 |
| WORK LIGHTS   | WORK LIGHTS              | 1064 |










| SYMBOL  | NAME (symbol meaning) | CODE |
|---|-----------------------|------|
| BOOM LIGHTS   | BOOM LIGHTS           | 1065 |
| WIRE-LESS   | WIRELESS              | 1066 |
| RPM UP  | RPM UP                | 1067 |
| VACUUM  | VACUUM                | 1068 |
| RPM DOWN  | RPM DOWN              | 1069 |
| DUMP/BOOM ENABLE  | DUMP/BOOM ENABLE      | 1070 |
| DIGGING WHEEL   | DIGGING WHEEL         | 1071 |
| INTERIOR LIGHTS   | INTERIOR LIGHTS       | 1072 |
| EXT LIGHTS  | EXTERIOR LIGHTS       | 1073 |
| CAB PRESS   | CAB PRESSURE          | 1074 |
| CONVEYR   | CONVEYOR              | 1075 |
|  | OUTBOARD MOTOR DOWN   | 1076 |
|  | OUTBOARD MOTOR UP     | 1077 |
|  | RAW WATER             | 1078 |
|  | LOWER FRAME           | 1079 |











| SYMBOL  | NAME (symbol meaning) | CODE |
|---|-----------------------|------|
|    | LOWER LEFT BOOM       | 1080 |
|    | LOWER RIGHT BOOM      | 1081 |
|    | RAISE FRAME           | 1082 |
|    | RAISE LEFT BOOM       | 1083 |
|    | RAISE RIGHT BOOM      | 1084 |
|    | PULL DOWN             | 1085 |
|    | HOLD BACK             | 1086 |
|  | MUD PUMP              | 1087 |
|  | INDEXER LEFT          | 1088 |
|  | INDEXER RIGHT         | 1089 |
|  | HEATER BAG OUT        | 1090 |
|  | HEATER BAG IN         | 1091 |
|  | HEATER OUT            | 1092 |
|  | HEATER IN             | 1093 |
|  | FACER OUT             | 1094 |
















| SYMBOL  | NAME (symbol meaning)     | CODE |
|---|---------------------------|------|
|    | FACER IN                  | 1095 |
|    | FRONT JAW UNCLAMP         | 1096 |
|    | FRONT JAW CLAMP           | 1097 |
|    | REAR JAW OPEN             | 1098 |
|    | REAR JAW CLOSE            | 1099 |
|    | FRONT PIPE LIFT UP        | 1100 |
|    | FRONT PIPE LIFT DOWN      | 1101 |
|  | REAR PIPE LIFT UP         | 1102 |
|  | REAR PIPE LIFT DOWN       | 1103 |
|  | LEFT REAR OUTRIGGER DOWN  | 1104 |
|  | LEFT REAR OUTRIGGER UP    | 1105 |
|  | RIGHT REAR OUTRIGGER DOWN | 1106 |
|  | RIGHT REAR OUTRIGGER UP   | 1107 |
|  | LEFT FRONT OUTRIGGER DOWN | 1108 |
|  | LEFT FRONT OUTRIGGER UP   | 1109 |
















| SYMBOL  | NAME (symbol meaning)         | CODE |
|---|-------------------------------|------|
|    | RIGHT FRONT<br>OUTRIGGER DOWN | 1110 |
|    | RIGHT FRONT OUTRIGGER UP      | 1111 |
|    | HYDRAULIC POWER               | 1112 |
|    | ENGINE START/STOP             | 1113 |
|    | DRIVE LIGHT                   | 1114 |
|    | WORK LIGHT                    | 1115 |
|    | HEATER POWER                  | 1116 |
|  | TRACK POWER                   | 1117 |
|  | AUX PUMP                      | 1118 |
|  | BEACON LIGHT                  | 1119 |
|  | CRANE ARM                     | 1120 |
|  | CRANE LIGHT                   | 1121 |
|  | AIRPLANE                      | 1122 |
|  | TOWER LIGHT                   | 1123 |
|  | FORWARD BALLAST               | 1124 |

| SYMBOL  | NAME (symbol meaning) | CODE |
|---|-----------------------|------|
|    | CRUISE CONTROL TOGGLE | 1125 |
|    | CAV UP                | 1126 |
|    | SURF/DOCK             | 1127 |
|    | PORT BALLAST          | 1128 |
|    | STARBOARD BALLAST     | 1129 |
|    | SURF LEFT/RIGHT       | 1130 |
|    | CAV DOWN              | 1131 |
|  | PISTON                | 1132 |
|  | DOME LIGHT            | 1133 |
|  | AUX (LARGE)           | 1134 |
|  | GROUND LIGHT          | 1135 |
|  | MESHED GEARS          | 1136 |
|  | SPRAYER PUMP          | 1137 |
|  | FIRST GEAR            | 1138 |
|  | TRACTION CONTROL      | 1139 |
















| SYMBOL  | NAME (symbol meaning) | CODE |
|---|-----------------------|------|
| SPRAY PUMP  | SPRAY PUMP            | 1140 |
|  BRUSH     | LEFT ARROW W/ BRUSH   | 1141 |
|  BRUSH     | RIGHT ARROW W/ BRUSH  | 1142 |
| LOAD  | LOAD                  | 1143 |
| UNLOAD  | UNLOAD                | 1144 |
| UPPER POWER   | UPPER POWER           | 1145 |
| NO FUNCTION   | NO FUNCTION           | 1146 |
|          | RIGHT TRACK FORWARD   | 1147 |
|          | RIGHT TRACK BACKWARD  | 1148 |
|          | LEFT TRACK FORWARD    | 1149 |
|          | LEFT TRACK BACKWARD   | 1150 |
|          | CONFIRM FUNCTION      | 1151 |
|          | FACER POWER           | 1152 |
| LOCAL   | LOCAL                 | 1153 |
|  DISABLE | DISABLE JOYSTICK      | 1154 |
















| SYMBOL  | NAME (symbol meaning)                      | CODE |
|---|--|------|
|    | CONTROL POWER                              | 1155 |
|    | STABILIZER DOWN                            | 1156 |
|    | STABILIZER UP                              | 1157 |
| STOP START  | STOP / START                               | 1158 |
| WINCH UP  | WINCH UP                                   | 1159 |
| WINCH DOWN  | WINCH DOWN                                 | 1160 |
| BSKT CW   | BASKET CLOCKWISE                           | 1161 |
| BSKT CCW  | BASKET COUNTER CLOCKWISE                   | 1162 |
|  | ELECTRIC MOTOR, GENERAL<br>ISO 7000-0011   | 1163 |
|  | COOLING; AIR CONDITIONING<br>ISO 7000-0027 | 1164 |
|  | TEMPERATURE<br>ISO 7000-0034               | 1165 |
|  | HIGH BEAM; MAIN BEAM<br>ISO 7000-0082      | 1166 |
|  | LOW BEAM; DIPPED BEAM<br>ISO 700-0083      | 1167 |
|  | TURN SIGNALS<br>ISO 7000-0084              | 1168 |
|  | HAZARD WARNING<br>ISO 7000-0085            | 1169 |































| SYMBOL  | NAME (symbol meaning)                            | CODE |
|---|--|------|
|    | WINDSHIELD WIPER<br>ISO 7000-0086                | 1170 |
|    | WINDSHIELD WIPER<br>AND WASHER<br>ISO 7000-0087  | 1171 |
|    | WINDSHIELD WASHER<br>ISO 7000-0088               | 1172 |
|    | VENTILATING FAN<br>ISO 7000-0089                 | 1173 |
|    | REAR WINDOW<br>WASHER AND WIPER<br>ISO 7000-0098 | 1174 |
|    | PARKING BRAKE<br>ISO 7000-0238                   | 1175 |
|    | BRAKE FAILURE<br>ISO 7000-0239                   | 1176 |
|  | SIGNAL HORN<br>ISO 7000-0244                     | 1177 |
|  | FUEL<br>ISO 7000-0245                            | 1178 |
|  | ENGINE COOLANT<br>TEMPERATURE<br>ISO 7000-0246   | 1179 |
|  | BATTERY CHARGING<br>CONDITION<br>ISO 7000-0247   | 1180 |
|  | ENGINE OIL<br>ISO 7000-0248                      | 1181 |
|  | ENGINE<br>ISO 7000-0640                          | 1182 |
|  | ENGINE FAILURE<br>ISO 7000-1371                  | 1183 |
|  | ENGINE START<br>ISO 7000-1387                    | 1184 |
















| SYMBOL  | NAME (symbol meaning)                                     | CODE |
|---|---|------|
|    | LOCK<br>ISO 7000-1656                                     | 1185 |
|    | ENGINE, ELECTRICAL<br>PREHEAT<br>ISO 7000-1704            | 1186 |
|    | NEXT PAGE<br>ISO 7000-2034B                               | 1187 |
|    | MOVING MACHINE ALARM<br>ISO 7000-2104                     | 1188 |
|    | ROAD VEHICLE,<br>ENGINE START<br>ISO 7000-2425            | 1189 |
|    | ROAD VEHICLE,<br>ENGINE OIL TEMPERATURE<br>ISO 7000-2426  | 1190 |
|   | ROAD VEHICLE,<br>ENGINE OIL LEVEL<br>ISO 7000-2427        | 1191 |
|  | ROAD VEHICLE,<br>ENGINE OIL FILTER<br>ISO 7000-2428       | 1192 |
|  | ROAD VEHICLE,<br>ENGINE INLET AIR FILTER<br>ISO 7000-2432 | 1193 |
|  | ROAD VEHICLE,<br>ENGINE EMISSION FILTER<br>ISO 7000-2433  | 1194 |
|  | ENGINE EMISSION<br>SYSTEM FAILURE<br>ISO 7000-2596B       | 1195 |
|  | ENGINE COOLING FAN<br>ISO 7000-2798                       | 1196 |
|  | FAST OPERATION<br>ISO 7000-2810                           | 1197 |
|  | SLOW OPERATION<br>ISO 7000-2811                           | 1198 |
|  | VERY SLOW OPERATION;<br>CREEPER<br>ISO 7000-2812          | 1199 |














































| SYMBOL  | NAME (symbol meaning)   | CODE |
|---|---|------|
|    | ENGINE EMISSION SYSTEM TEMPERATURE<br>ISO 7000-2844A            | 1200 |
|    | ENGINE EMISSIONS SYSTEM TEMPERATURE<br>ISO 7000-2844B           | 1201 |
|    | ENGINE SPEED, FAST<br>ISO 7000-2883                             | 1202 |
|    | ENGINE SPEED, SLOW<br>ISO 7000-2884                             | 1203 |
|    | ENGINE EMISSIONS SYSTEM<br>ISO 7000-2945                        | 1204 |
|    | DIESEL EXHAUST FLUID<br>ISO 7000-2946                           | 1205 |
|    | ENGINE EMISSIONS FILTER, REGENERATION, DISABLE<br>ISO 7000-2947 | 1206 |
|  | TRANSMISSION SERVICE<br>ISO 7000-2959                           | 1207 |
|  | JOYSTICK CONTROL MODE<br>ISO 7000-3192                          | 1208 |
|  | UNLOCK<br>ISO 7000-3305   | 1209 |
|  | HOME POSITION<br>ISO 7000-3315                                  | 1210 |
|  | ECOLOGICAL OPERATION MODE<br>ISO 7000-3323                      | 1211 |
|  | ENGINE SYSTEM TEMPERATURE<br>ISO 7000-3327                      | 1212 |
|  | FIXED LENGTH JIB, SLEW LEFT<br>ISO 7000-2234                    | 1213 |
|  | FIXED LENGTH JIB, SLEW RIGHT<br>ISO 7000-2235                   | 1214 |
















| SYMBOL  | NAME (symbol meaning)                               | CODE |
|---|---|------|
|    | PALLET<br>ISO 7000-0141                             | 1215 |
|    | SPRAY SOLUTION PUMP<br>ISO 7000-2216                | 1216 |
|    | TRAVA<br>TRAVA                                      | 1217 |
|    | LOADER BUCKET, DUMP<br>ISO 7000-1442                | 1218 |
|    | LOADER BUCKET, ROLLBACK<br>ISO 7000-1443            | 1219 |
|    | SIDE DUMP BUCKET, DUMP<br>ISO 7000-1449             | 1220 |
|    | SIDE DUMP BUCKET, RETURN<br>ISO 7000-1450           | 1221 |
|  | REMOTE HYDRAULIC CYLINDER, EXTEND<br>ISO 7000-1570  | 1222 |
|  | REMOTE HYDRAULIC CYLINDER, RETRACT<br>ISO 7000-1571 | 1223 |
|  | DELIMBER, SLIDING BOOM, IN<br>ISO 7000-2054         | 1224 |
|  | DELIMBER, SLIDING BOOM, OUT<br>ISO 7000-2054        | 1225 |
|  | LOW FUEL<br>LOW FUEL, LARGE                         | 1226 |
|  | NOT CENTER  | 1227 |
|  | SPEAR MODE<br>SPEAR MODE                            | 1228 |
|  | TELESCOPING JIB, SLEW LOCK<br>ISO 7000-2228         | 1229 |









| SYMBOL  | NAME (symbol meaning)  | CODE | SYMBOL  | NAME (symbol meaning)                                      | CODE |
|---|--|------|---|--|------|
|    | FORK SPREAD OPEN<br>ISO 7000-1191                                      | 1230 |    | HEADLAND TURNING,<br>COMBINE HARVESTER<br>ISO 7000-2800    | 1245 |
|    | FORK ARM EXTENSION,<br>EXTEND<br>ISO 7000-2408                         | 1231 |    | CROP CUTTING HEIGHT<br>ISO 7000-3282                       | 1246 |
|    | TELESCOPING JIB,<br>SLEW LOCK<br>ISO 7000-2229                         | 1232 |    | SWAY CONTROL/<br>LEVELLING, ANTICLOCKWISE<br>ISO 7000-2389 | 1247 |
|    | FORK SPREAD CLOSE<br>ISO 7000-1192                                     | 1233 |    | TREE HARVESTER, RAISE<br>ISO 7000-1710                     | 1248 |
|    | FORK ARM EXTENSION,<br>RETRACT<br>ISO 7000-2409                        | 1234 |    | TREE HARVESTER,<br>BOOM, SWING LEFT<br>ISO 7000-1713       | 1249 |
|    | COMBINE HARVESTER,<br>SIDE VIEW OF MACHINE<br>ISO 7000-2138            | 1235 |    | TREE HARVESTER,<br>BOOM, LOWER<br>ISO 7000-2049            | 1250 |
|    | COMBINE, FORWARD<br>ISO 7000-1678                                      | 1236 |    | LOG GRAPPLE, OPEN<br>ISO 7000-1748                         | 1251 |
|  | COMBINE, REARWARD<br>ISO 7000-1679                                     | 1237 |  | FORAGE HARVESTER,<br>CUTTERHEAD<br>ISO 7000-2160           | 1252 |
|  | COMBINE HARVESTER,<br>POWERED REAR WHEELS<br>ISO 7000-2188             | 1238 |  | SWAY CONTROL/<br>LEVELLING, CLOCKWISE<br>ISO 7000-2390     | 1253 |
|  | COMBINE HARVESTER, WHEEL SLIP,<br>AUTOMATIC OPERATION<br>ISO 7000-3393 | 1239 |  | TREE HARVESTER,<br>ARM, LOWER<br>ISO 7000-1711             | 1254 |
|  | COMBINE HARVESTER,<br>READY TO HARVEST<br>ISO 7000-3394                | 1240 |  | TREE HARVESTER,<br>BOOM, SWING RIGHT<br>ISO 7000-1714      | 1255 |
|  | COMBINE, BEATER<br>ISO 7000-2193                                       | 1241 |  | TREE HARVESTER,<br>BOOM, RAISE<br>ISO 7000-2050            | 1256 |
|  | COMBINE GRAIN ELEVATOR,<br>AUGER<br>ISO 7000-1576                      | 1242 |  | LOG GRAPPLE, CLOSE<br>ISO 7000-1749                        | 1257 |
|  | COMBINE, RESTRICTED<br>CROP FLOW<br>ISO 7000-2195                      | 1243 |  | CAB LEVELLING,<br>FORE AND AFT<br>ISO 7000-2808            | 1258 |
|  | COMBINE,<br>SEPARATOR DRIVE<br>ISO 7000-1578                           | 1244 |  | FRESH / RAW WATER  | 1259 |
















| SYMBOL  | NAME (symbol meaning)              | CODE |
|---|------------------------------------|------|
|    | PUMPOUT                            | 1260 |
|    | BAITWELL FILL /<br>RECIRCULATE     | 1261 |
|    | AUTO BILGE ACTIVE                  | 1262 |
|    | LEFT FLIP                          | 1263 |
|    | RIGHT FLIP                         | 1264 |
|    | BAITWELL LIGHT                     | 1265 |
|   | AIR FLOW, GENERAL<br>ISO 7000-1604 | 1266 |
|  | 13                                 | 1267 |
|  | 14                                 | 1268 |
|  | 15                                 | 1269 |
|  | 16                                 | 1270 |
|  | 17                                 | 1271 |
|  | 18                                 | 1272 |
|  | 19                                 | 1273 |
|  | 20                                 | 1274 |
















| SYMBOL  | NAME (symbol meaning) | CODE |
|---|-----------------------|------|
|    | 21                    | 1275 |
|    | 22                    | 1276 |
|    | 23                    | 1277 |
|    | 24                    | 1278 |
|    | 25                    | 1279 |
|    | MIXER FAST            | 1280 |
|   | MIXER SLOW            | 1281 |
|  | OK                    | 1282 |
|  | PLAY                  | 1283 |
|  | STOP                  | 1284 |
|  | PAUSE                 | 1285 |
|  | RECORD                | 1286 |
|   |                       | 1287 |
|   |                       | 1288 |
|  | PICK PLACE            | 1289 |















| SYMBOL  | NAME (symbol meaning)  | CODE | SYMBOL  | NAME (symbol meaning)  | CODE |
|---|--|------|---|--|------|
|    | ENGINE SPEED UP  | 1290 |    | OUTRIGGER, LEFT JACK UP,<br>VERTICAL RETRACTION<br>ISO 7000-2081 | 1305 |
|    | ENGINE SPEED DOWN  | 1291 |    | RIGHT FLIP OUT   | 1306 |
|    | OUTRIGGER, RIGHT BEAM<br>OUT, HORIZONTAL EXTENSION<br>ISO 7000-0746A | 1292 |    | RIGHT FLIP IN  | 1307 |
|    | OUTRIGGER, RIGHT BEAM IN,<br>HORIZONTAL RETRACTION<br>ISO 7000-0747A | 1293 |    | LEFT FLIP OUT  | 1308 |
|    | OUTRIGGER, RIGHT JACK<br>DOWN, VERTICAL EXTENSION<br>ISO 7000-0750A  | 1294 |    | LEFT FLIP IN   | 1309 |
|    | OUTRIGGER, RIGHT JACK UP,<br>VERTICAL RETRACTION<br>ISO 7000-0751A   | 1295 |    | MASTER LANE  | 1310 |
|    | EXTEND STABILIZERS,<br>GENERAL<br>ISO 7000-1293                      | 1296 |    | MASTER POWER   | 1311 |
|  | RETRACT STABILIZERS,<br>GENERAL<br>ISO 7000-1294                     | 1297 |  | LEFT OUTER   | 1312 |
|  | RIGHT STABILIZER,<br>EXTEND<br>ISO 7000-1536                         | 1298 |  | LEFT INNER   | 1313 |
|  | RIGHT STABILIZER,<br>RETRACT<br>ISO 7000-1537                        | 1299 |  | CENTER   | 1314 |
|  | LEFT STABILIZER,<br>EXTEND<br>ISO 7000-2075                          | 1300 |  | RIGHT OUTER  | 1315 |
|  | LEFT STABILIZER,<br>RETRACT<br>ISO 7000-2076                         | 1301 |  | RIGHT INNER  | 1316 |
|  | OUTRIGGER, LEFT BEAM<br>OUT, HORIZONTAL EXTENSION<br>ISO 7000-2078   | 1302 |  | PUMP LIGHT   | 1317 |
|  | OUTRIGGER, LEFT BEAM IN,<br>HORIZONTAL RETRACTION<br>ISO 7000-2079   | 1303 |  | RIGHT JACKS OUT<br>(LARGE INSERT ONLY)                           | 1318 |
|  | OUTRIGGER, LEFT JACK<br>DOWN, VERTICAL EXTENSION<br>ISO 7000-2080    | 1304 |  | RIGHT JACKS IN   | 1319 |












| SYMBOL  | NAME (symbol meaning)                 | CODE |
|---|---------------------------------------|------|
|    | RIGHT JACKS DOWN                      | 1320 |
|    | RIGHT JACKS UP                        | 1321 |
|    | LEFT JACKS OUT<br>(LARGE INSERT ONLY) | 1322 |
|    | LEFT JACKS IN                         | 1323 |
|    | LEFT JACKS DOWN                       | 1324 |
|    | LEFT JACKS UP                         | 1325 |
|    | AXLE LOCK DOWN<br>(LARGE INSERT ONLY) | 1326 |
|  | AXLE LOCK UP<br>(LARGE INSERT ONLY)   | 1327 |
|  | AUX POWER                             | 1328 |
|  | LEFT FRONT JACK                       | 1329 |
|  | LEFT REAR JACK                        | 1330 |
|  | LEFT FRONT BEAM                       | 1331 |
|  | LEFT REAR BEAM                        | 1332 |
|  | RIGHT FRONT JACK                      | 1333 |
|  | RIGHT REAR JACK                       | 1334 |













| SYMBOL  | NAME (symbol meaning)           | CODE |
|---|---------------------------------|------|
|    | RIGHT FRONT BEAM                | 1335 |
|    | RIGHT REAR BEAM                 | 1336 |
|    | BUMPER JACK                     | 1337 |
|    | BUMPER JACK UP                  | 1338 |
|    | BUMPER JACK DOWN                | 1339 |
| IDLE  | IDLE                            | 1340 |
| PSI MODE  | PSI MODE                        | 1341 |
| RPM MODE  | RPM MODE<br>(LARGE INSERT ONLY) | 1342 |
| HIGH IDLE   | HIGH IDLE                       | 1343 |
| PRESET 1  | PRESET 1                        | 1344 |
| PRESET 2  | PRESET 2                        | 1345 |
| PRESET 3  | PRESET 3                        | 1346 |
|  | SPRAY SOLUTION<br>TANK LEVEL    | 1347 |
|  | FILLING                         | 1348 |
|  | WORK LIGHT ONE                  | 1349 |





| SYMBOL  | NAME (symbol meaning) | CODE |
|---|-----------------------|------|
|    | WORK LIGHT TWO        | 1350 |
|    | SPRAY SOLUTION TANK   | 1351 |
|    | COMPRESSOR            | 1352 |
|    | WORK LIGHT THREE      | 1353 |
|    | WORK LIGHT FOUR       | 1354 |
|    | TANK ONE LEVEL        | 1355 |
|    | TANK TWO LEVEL        | 1356 |
|  | TANK THREE LEVEL      | 1357 |
|  | TANK FOUR LEVEL       | 1358 |
|  | TANK FIVE LEVEL       | 1359 |
|  | TANK SIX LEVEL        | 1360 |
|  | TANK ONE              | 1361 |
|  | TANK TWO              | 1362 |
|  | TANK THREE            | 1363 |
|  | TANK FOUR             | 1364 |

| SYMBOL  | NAME (symbol meaning) | CODE |
|---|-----------------------|------|
|    | TANK FIVE             | 1365 |
|    | TANK SIX              | 1366 |
|    | TANK SEVEN LEVEL      | 1367 |
|    | TANK EIGHT LEVEL      | 1368 |
|    | ENGINE COOLANT LEVEL  | 1369 |
|    | CHANGE TANK LEVEL     | 1370 |
|    | TANK SEVEN            | 1371 |
|  | TANK EIGHT            | 1372 |
|  | CHANGE TANK           | 1373 |
|  | ENGINE COOLANT        | 1374 |
|  | GREASE ONE            | 1375 |
|  | GREASE TWO            | 1376 |
|  | LUBRICANT GREASE ONE  | 1377 |
|  | LUBRICANT GREASE TWO  | 1378 |
|  | CLIMATE CONTROL       | 1379 |

| SYMBOL  | NAME (symbol meaning) | CODE |
|---|-----------------------|------|
| 400   | 400                   | 1380 |
|    | ARROW                 | 1381 |
|    | VOLUME UP             | 1382 |
|    | VOLUME DOWN           | 1383 |
|    | MUTE                  | 1384 |
|    | NEXT PAGE             | 1385 |
|    | PAGE LEFT             | 1386 |
|  | PLAY/PAUSE            | 1387 |
|  | REWIND                | 1388 |
|  | LOOP                  | 1389 |
|  | ZOOM IN               | 1390 |
|  | ZOOM OUT              | 1391 |
|  | ZOOM 100%             | 1392 |
|  | FILE                  | 1393 |
|  | NETWORK               | 1394 |










| SYMBOL  | NAME (symbol meaning)                       | CODE |
|---|---|------|
|    | GAUGE                                       | 1395 |
|    | CAMERA                                      | 1396 |
|    | ACCELEROMETER                               | 1397 |
|    | LOADER BUCKET FLOAT<br>ISO 7000-1441        | 1398 |
|    | LOADER BUCKET LEVEL                         | 1399 |
|    | LOADER BUCKET RAISE<br>ISO 7000-1438        | 1400 |
|    | LOADER BUCKET LOWER<br>ISO 7000-1439        | 1401 |
|  | LOADER BUCKET QUICK<br>ISO 7000-3536        | 1402 |
|  | CYCLE AUX POWER                             | 1403 |
|  | LOADER BUCKET<br>ROLL BACK<br>ISO 7000-1443 | 1404 |
|  | LOADER BUCKET RETURN<br>ISO 7000-3540       | 1405 |
| VIBRATOR  | VIBRATOR                                    | 1406 |
| 28V   | 28V   | 1407 |
| FLIP OUT  | FLIP OUT                                    | 1408 |
| FLIP IN   | FLIP IN                                     | 1409 |
















| SYMBOL  | NAME (symbol meaning) | CODE |
|---|-----------------------|------|
| SET   | SET                   | 1410 |
| POWER   | POWER                 | 1411 |
|    | ENGINE START          | 1412 |
|    | ENGINE STOP           | 1413 |
|    | NOZZLE 1              | 1414 |
|    | NOZZLE 2              | 1415 |
|   | WIDE SPRAY            | 1416 |
|  | NARROW SPRAY          | 1417 |
|  | WAVES                 | 1418 |
| <b>Fn</b>   | FUNCTION              | 1419 |
|  | POWER DOWN            | 1420 |
|  | ROTATE NOZZLE         | 1421 |
|  | INCREASE WATER        | 1422 |
|  | POWER NOZZLE          | 1423 |
|  | DECREASE WATER        | 1424 |
















| SYMBOL  | NAME (symbol meaning)           | CODE |
|---|---------------------------------|------|
|  | MOVE NOZZLE                     | 1425 |
|  | SELECT NOZZLE                   | 1426 |
|  | FILTER WATER                    | 1427 |
|  | WATER                           | 1428 |
| SWING IN  | SWING IN                        | 1429 |
| SWING OUT   | SWING OUT                       | 1430 |
| EXTEND IN   | EXTEND IN                       | 1431 |
| EXTEND OUT  | EXTEND OUT                      | 1432 |
| SPADE UP  | SPADE UP                        | 1433 |
| SPADE DOWN  | SPADE DOWN                      | 1434 |
| CONTROLS  | CONTROLS<br>(LARGE INSERT ONLY) | 1435 |
| TOOLBOX LIGHTS  | TOOLBOX LIGHTS                  | 1436 |
| CABLE TENS  | CABLE TENS                      | 1437 |
| PTO   | PTO                             | 1438 |
| THROTTLE  | THROTTLE<br>(LARGE INSERT ONLY) | 1439 |






















| SYMBOL         | NAME (symbol meaning)             | CODE |
|----------------|-----------------------------------|------|
| STROBE RUNNING | STROBE RUNNING                    | 1440 |
| UPPER BOOM     | UPPER BOOM                        | 1441 |
| LOWER BOOM     | LOWER BOOM                        | 1442 |
| DRIVER UPPER   | DRIVER UPPER                      | 1443 |
| PASS UPPER     | PASSENGER UPPER                   | 1444 |
| DRIVER DOCK    | DRIVER DOCK                       | 1445 |
| PASS DOCK      | PASSENGER DOCK                    | 1446 |
| BEACON         | BEACON                            | 1447 |
| STROBE         | STROBE                            | 1448 |
| HIGH / LOW     | HIGH / LOW<br>(LARGE INSERT ONLY) | 1449 |
| FREE SPOOL     | FREE SPOOL                        | 1450 |
| BOOM UP        | BOOM UP                           | 1451 |
| BOOM DOWN      | BOOM DOWN                         | 1452 |
| LIFT IN        | LIFT IN                           | 1453 |
| LIFT OUT       | LIFT OUT                          | 1454 |










| SYMBOL  | NAME (symbol meaning) | CODE |
|---|-----------------------|------|
| TILT UP   | TILT UP               | 1455 |
| TILT DOWN   | TILT DOWN             | 1456 |
| FOLD DOWN   | FOLD DOWN             | 1457 |
| FOLD UP   | FOLD UP               | 1458 |
|    | LIFT UP               | 1459 |
|    | LIFT DOWN             | 1460 |
|    | IN                    | 1461 |
|  | OUT                   | 1462 |
|  | RIGHT                 | 1463 |
|  | LEFT                  | 1464 |
| CABLE TENS  | CABLE TENSION         | 1465 |
| FLASH   | FLASH                 | 1466 |
|  | WINCH OUT ALTERNATE   | 1467 |
|  | WINCH IN ALTERNATE    | 1468 |
|  | HIGH SHIFT            | 1469 |












| SYMBOL  | NAME (symbol meaning)                          | CODE |
|---|--|------|
|    | LOW SHIFT                                      | 1470 |
|    | TAILGATE OPEN                                  | 1471 |
|    | TAILGATE CLOSE                                 | 1472 |
|    | EJECTOR EXTEND                                 | 1473 |
|    | EJECTOR RETRACT                                | 1474 |
|    | ACCENT LIGHT                                   | 1475 |
|    | BENCH LIGHTS                                   | 1476 |
|  | COT LIGHTS                                     | 1477 |
|  | LADDER RUNGS ALIGNED<br>FAMA 14.13             | 1478 |
|  | AUTOMATIC AERIAL<br>STOWING<br>FAMA 14.15      | 1479 |
|  | AERIAL MONITOR<br>RESCUE MODE<br>FAMA 14.17    | 1480 |
|  | MOVABLE MONITOR<br>NOT SECURE<br>FAMA 14.18    | 1481 |
|  | PANEL LIGHT<br>FAMA 17.01                      | 1482 |
|  | AERIAL BASE LIGHT<br>FAMA 17.22                | 1483 |
|  | AERIAL LADDER<br>CLIMBING LIGHTS<br>FAMA 17.24 | 1484 |



| SYMBOL  | NAME (symbol meaning)                            | CODE |
|---|--|------|
|    | EMERGENCY POWER UNIT<br>FAMA 9.37                | 1485 |
|    | AERIAL WATER DISCHARGE<br>FAMA 10.26             | 1486 |
|    | AERIAL DISCHARGE DRAIN<br>FAMA 10.30             | 1487 |
|    | PLATFORM BUCKET<br>BOTTOM LIGHTS<br>FAMA 17.30   | 1488 |
|    | AERIAL TIP LIGHT -<br>LOW VOLTAGE<br>FAMA 17.28  | 1489 |
|    | AERIAL TIP LIGHT -<br>LINE VOLTAGE<br>FAMA 17.27 | 1490 |
|    | AERIAL DEVICE ENABLE<br>FAMA 14.27               | 1491 |
|  | TIP CONTROL ENABLE<br>FAMA 14.26                 | 1492 |
|  | AIR HORN<br>FAMA 9.31                            | 1493 |
|  | JACK UNLOCK                                      | 1494 |
|  | FRONT BUMPER JACK                                | 1495 |
|  | REAR BEAM  | 1496 |
|  | AERIAL MONITOR<br>WATER TOWER MODE               | 1497 |
|  | AUGER  | 1498 |
|  | AUGER FORWARD                                    | 1499 |
















| SYMBOL  | NAME (symbol meaning) | CODE |
|---|-----------------------|------|
| AUGER REV   | AUGER REVERSE         | 1500 |
| 400<br>1  | 400 VOLTS 1           | 1551 |
| 400<br>2  | 400 VOLTS 2           | 1502 |
|                | GENERATOR             | 1503 |
| LOCK DECK   | LOCK DECK             | 1504 |
| UNLOCK DECK   | UNLOCK DECK           | 1505 |
| DECK UP   | DECK UP               | 1506 |
| DECK DOWN   | DECK DOWN             | 1507 |
| MUD DOOR CLOSED   | MUD DOOR CLOSED       | 1508 |
| LEFT SCENE   | LEFT SCENE LIGHTS     | 1509 |
| FRONT SCENE  | FRONT SCENE LIGHTS    | 1510 |
|  RIGHT SCENE | RIGHT SCENE LIGHTS    | 1511 |
|  GEN         | GENERATOR             | 1512 |
| BLOWER  | BLOWER                | 1513 |
| BILGE PUMPS   | BILGE PUMPS           | 1514 |
















| SYMBOL  | NAME (symbol meaning)  | CODE |
|---|------------------------|------|
| HEATER LOW / HI   | HEATER LOW/HI          | 1515 |
|    | SURF/DOCK LIGHT        | 1516 |
|    | WHITE DOME LIGHT WHITE | 1517 |
|    | TRACTOR UP             | 1518 |
|    | TRACTOR DOWN           | 1519 |
|    | WHEELS OUT             | 1520 |
|    | WHEELS IN              | 1521 |
|  | FRONT TOOL UP          | 1522 |
|  | FRONT TOOL DOWN        | 1523 |
|  | REAR TOOL UP           | 1524 |
|  | REAR TOOL DOWN         | 1525 |
|  | LEFT BOOM OUT          | 1526 |
|  | LEFT BOOM IN           | 1527 |
|  | RIGHT BOOM OUT         | 1528 |
|  | RIGHT BOOM IN          | 1529 |
















| SYMBOL  | NAME (symbol meaning) | CODE |
|---|-----------------------|------|
|    | SPRAYER ON/OFF        | 1530 |
|    | AIRCRAFT POWER SWITCH | 1531 |
|    | BOARDING GATE SWITCH  | 1532 |
|    | AIRCRAFT SELECTION    | 1533 |
| ADD   | ADD                   | 1534 |
| STORE   | STORE                 | 1535 |
| REGEN   | REGEN                 | 1536 |
| SLIDE   | SLIDE                 | 1537 |
| TILT  | TILT                  | 1538 |
| BOOM ANGLE  | BOOM ANGLE            | 1539 |
|  | UNDERCARRIAGE EXTEND  | 1540 |
|  | UNDERCARRIAGE RETRACT | 1541 |
|  | HEAD MAST WORK        | 1542 |
|  | HEAD MAST TRANSPORT   | 1543 |
|  | MAST FOLD TRANSPORT   | 1544 |






| SYMBOL  | NAME (symbol meaning) | CODE |
|---|-----------------------|------|
|    | MAST FOLD WORK        | 1545 |
|    | MAST FOLD PIN UNLOCK  | 1546 |
|    | MAST FOLD PIN LOCK    | 1547 |
|    | CABLE TENSION TIGHTEN | 1548 |
|    | CABLE TENSION LOOSEN  | 1549 |
|    | ROTARY RAMS WORK      | 1550 |
|    | ROTARY RAMS TRANSPORT | 1551 |
|  | A-FRAME DETENT UNLOCK | 1552 |
|  | A-FRAME DETENT LOCK   | 1553 |
|  | ARROW                 | 1554 |
| TOWER LIGHT   | TOWER LIGHT           | 1555 |
| DECK LIGHTS   | DECK LIGHTS           | 1556 |
| LIGHT BAR   | LIGHT BAR             | 1557 |
| MAN STEER   | MANUAL STEER          | 1558 |
|  | FRONT WHEEL STEER     | 1559 |






| SYMBOL  | NAME (symbol meaning) | CODE |
|---|-----------------------|------|
| ENG 1<br>CRANK  | ENGINE 1 CRANK        | 1560 |
| ENG 2<br>CRANK  | ENGINE 2 CRANK        | 1561 |
| FWD   | FORWARD               | 1562 |
| REV   | REVERSE               | 1563 |
| TRAVEL  | TRAVEL                | 1564 |
| WORK  | WORK                  | 1565 |
| ENG 1<br>STOP   | ENGINE 1 STOP         | 1566 |
| ENG 2<br>STOP   | ENGINE 2 STOP         | 1567 |
| AUGER<br>ON   | AUGER ON              | 1568 |
| AUGER<br>REV  | AUGER REVERSE         | 1569 |
| AUGER<br>FWD  | AUGER FORWARD         | 1570 |
| FEATHER<br>MODE   | FEATHER MODE          | 1571 |
| SPEAR<br>MODE   | SPEAR MODE            | 1572 |
|  | RINGING BELL          | 1573 |
|  | CAFS WET              | 1574 |




| SYMBOL  | NAME (symbol meaning)      | CODE |
|---|----------------------------|------|
|    | CAFS DRY                   | 1575 |
|    | FAST OPERATION             | 1576 |
|    | PTO ENGAGE                 | 1577 |
|    | SIREN, MECHANICAL          | 1578 |
|    | EXTERIOR MIRROR, HEAT      | 1579 |
|    | TRAFFIC SIGNAL PREEMPTION  | 1580 |
|    | SIREN BRAKE                | 1581 |
|  | AUTOMATIC TIRE CHAIN       | 1582 |
|  | AIR HORN SELECT            | 1583 |
|  | GENERATOR PTO ENGAGE       | 1584 |
|  | SIREN LOW FREQUENCY        | 1585 |
|  | DUMP CHUTE LEFT SIDE OPEN  | 1586 |
|  | DUMP CHUTE RIGHT SIDE OPEN | 1587 |
|  | AERIAL PLATFORM RAISE      | 1588 |
|  | AERIAL POWER               | 1589 |







| SYMBOL  | NAME (symbol meaning)    | CODE |
|---|--------------------------|------|
|    | CREW LIGHT MODIFIED      | 1590 |
|    | HOSE BED LIGHT           | 1591 |
|    | REAR SCENE LIGHT         | 1592 |
|    | LEFT SIDE SCENE LIGHT    | 1593 |
|    | RIGHT SIDE SCENE LIGHT   | 1594 |
|    | PERIMETER GROUND LIGHTS  | 1595 |
|    | CREW LIGHTS, RED         | 1596 |
|  | EMERGENCY MASTER         | 1597 |
|  | SCENE LIGHT, FRONT       | 1598 |
|  | SCENE LIGHT, REAR        | 1599 |
|  | SCENE LIGHT, CAB, LEFT   | 1600 |
|  | SCENE LIGHT, BODY, LEFT  | 1601 |
|  | SCENE LIGHT, CAB, RIGHT  | 1602 |
|  | SCENE LIGHT, BODY, RIGHT | 1603 |
|  | WIG-WAG                  | 1604 |

| SYMBOL  | NAME (symbol meaning)    | CODE |
|---|--------------------------|------|
|    | WARNING LIGHTS, NO WHITE | 1605 |
|    | CAFS DRY                 | 1606 |
|    | CAFS ON                  | 1607 |
|    | CAFS OFF                 | 1608 |
|    | TEMPERATURE UP           | 1609 |
|    | TEMPERATURE DOWN         | 1610 |
|    | FAN UP                   | 1611 |
|  | FAN DOWN                 | 1612 |
|  | BROW FLASH               | 1613 |
|  | PTO AERIAL               | 1614 |
|  | GO LIGHT                 | 1615 |
|  | BOOM UP                  | 1616 |
|  | BOOM DOWN                | 1617 |
|  | LIFT IN                  | 1618 |
|  | LIFT OUT                 | 1619 |
















| SYMBOL   | NAME (symbol meaning)  | CODE |
|--|------------------------|------|
| TILT UP  | TILT UP                | 1620 |
| TILT DOWN  | TILT DOWN              | 1621 |
| FOLD UP  | FOLD UP                | 1622 |
| FOLD DOWN  | FOLD DOWN              | 1623 |
| POWER DIVIDER  | POWER DIVIDER          | 1624 |
| BEACONS  | BEACONS                | 1625 |
| KERB   | KERB                   | 1626 |
|  KERB | KERB WITH UP ARROW     | 1627 |
|  KERB | KERB WITH DOWN ARROW   | 1628 |
| CROSS LOCKS  | CROSS LOCKS            | 1629 |
| ALARM  | ALARM                  | 1630 |
| IGNITION   | IGNITION               | 1631 |
|       | SLOW/FAST SPEED TOGGLE | 1632 |
|       | TRACTION CONTROL PLUS  | 1633 |
|       | LARGE LIGHTENING BOLT  | 1634 |
















| SYMBOL  | NAME (symbol meaning)    | CODE |
|---|--------------------------|------|
| AUX   | AUX (LARGE TEXT)         | 1635 |
|  | ROTATE DRUM              | 1636 |
|  | ROTATE DRUM              | 1637 |
|  | START/STOP DRUM ROTATION | 1638 |
|  | CHUTE DOWN               | 1639 |
|  | CHUTE UP                 | 1640 |
| TRAM ENABLE   | TRAM ENABLE              | 1641 |
| I/O   | I/O (LARGE TEXT)         | 1642 |
| AUX   | AUX (10pt)               | 1643 |
| MUD PUMP  | MUD PUMP                 | 1644 |
| OPEN  | OPEN                     | 1645 |
| CLOSE   | CLOSE                    | 1646 |
| CW  | CLOCK WISE               | 1647 |
| CCW   | COUNTER CLOCK WISE       | 1648 |
| ADD   | ADD                      | 1649 |
















| SYMBOL  | NAME (symbol meaning) | CODE |
|---|-----------------------|------|
| STORE   | STORE                 | 1650 |
| HOLD BACK   | HOLD BACK             | 1651 |
| REGEN   | REGEN                 | 1652 |
| SLIDE   | SLIDE                 | 1653 |
| TILT  | TILT                  | 1654 |
| RUN   | RUN                   | 1655 |
| STOP  | STOP                  | 1656 |
| RESET   | RESET                 | 1657 |
|  | WATER PUMP ON CW      | 1658 |
|  | WATER PUMP ON CCW     | 1659 |
|  | AUX WINCH FREE FALL   | 1660 |
| ROLL BAR UP   | ROLL BAR UP           | 1661 |
| ROLL BAR DOWN   | ROLL BAR DOWN         | 1662 |
| WINCH EXT   | WINCH EXTEND          | 1663 |
| WINCH RET   | WINCH RETRACT         | 1664 |
















| SYMBOL  | NAME (symbol meaning) | CODE |
|---|-----------------------|------|
| SLIDE UP  | SLIDE UP              | 1665 |
| SLIDE DOWN  | SLIDE DOWN            | 1666 |
| TIPPER UP   | TIPPER UP             | 1667 |
| TIPPER DOWN   | TIPPER DOWN           | 1668 |
| BLADE IN  | BLADE IN              | 1669 |
| BLADE OUT   | BLADE OUT             | 1670 |
|    | BROOM POWER           | 1671 |
|  | BROOM UP              | 1672 |
|  | BROOM DOWN            | 1673 |
|  | BROOM LEFT            | 1674 |
|  | BROOM RIGHT           | 1675 |
|  | BROOM ROTATE          | 1676 |
| WL  | WL                    | 1677 |
| VIB   | VIBRATE               | 1678 |
| GATE  | GATE                  | 1679 |




























| SYMBOL  | NAME (symbol meaning)            | CODE |
|---|----------------------------------|------|
|    | TARP IN                          | 1680 |
|    | STARBOARD                        | 1681 |
|    | SL                               | 1682 |
|    | CHAINS                           | 1683 |
|    | TARP OUT                         | 1684 |
|    | BROW SPOT LIGHT                  | 1685 |
|    | BROW FLOOD LIGHT                 | 1686 |
|  | BROW SCENE LIGHT                 | 1687 |
|  | SIREN OPERATED BY STEERING WHEEL | 1688 |
|  | RESET                            | 1689 |
|  | INSIDE WORKLIGHT                 | 1690 |
|  | OUTSIDE WORKLIGHT                | 1691 |
|  | HYDRAULIC OIL TEMPERATURE HIGH   | 1692 |
|  | HYDRAULIC FILTER BYPASS          | 1693 |
|  | TAILGATE AJAR                    | 1694 |















| SYMBOL  | NAME (symbol meaning)  | CODE |
|---|------------------------|------|
|    | BYPASS                 | 1695 |
|    | ROAD                   | 1696 |
|    | OK TO PUMP             | 1697 |
|    | PUMP                   | 1698 |
|    | PUMP ENGAGE            | 1699 |
|    | CRUISE                 | 1700 |
|    | PAUSE                  | 1701 |
|  | ENABLE                 | 1702 |
|  | LADDER RAMP ADJUST     | 1703 |
|  | HYDRAULIC OIL TEMP     | 1704 |
|  | TRANSMISSION OIL TEMP  | 1705 |
|  | LOW HYDRAULIC OIL      | 1706 |
|  | AIR FILTER RESTRICTION | 1707 |
|  | LEFT DOOR              | 1708 |
|  | RIGHT DOOR             | 1709 |
















| SYMBOL  | NAME (symbol meaning)               | CODE |
|---|-------------------------------------|------|
|    | SEAT BELT                           | 1710 |
|    | ACCESSORY LIGHTS                    | 1711 |
|    | STROBE LIGHTS                       | 1712 |
|    | LATCH ENABLE                        | 1713 |
|    | FLOAT                               | 1714 |
|    | LEFT                                | 1715 |
|    | RIGHT                               | 1716 |
|  | TILT IN                             | 1717 |
|  | TILT OUT                            | 1718 |
|  | FOG                                 | 1719 |
|  | STREAM                              | 1720 |
|  | MONITOR ROTATE<br>CLOCKWISE         | 1721 |
|  | MONITOR ROTATE<br>COUNTER CLOCKWISE | 1722 |
|  | MONITOR RAISE                       | 1723 |
|  | MONITOR LOWER                       | 1724 |











| SYMBOL  | NAME (symbol meaning)    | CODE |
|---|--------------------------|------|
|    | MONITOR STOW             | 1725 |
|    | MONITOR OSCILLATE        | 1726 |
|    | ANGLE LEFT/RIGHT         | 1727 |
|    | ANGLE UP/DOWN            | 1728 |
|    | PLATFORM                 | 1729 |
|    | STABILIZER               | 1720 |
|    | WATER DUMP<br>CHUTE OPEN | 1731 |
|  | AUTO                     | 1732 |
|  | STABILIZER               | 1733 |
|  | OFF                      | 1734 |
|  | NORMAL                   | 1735 |
|  | SET                      | 1736 |
|  | PLUS                     | 1737 |
|  | MINUS                    | 1738 |
|  | DARK                     | 1739 |


| SYMBOL  | NAME (symbol meaning) | CODE |
|---|-----------------------|------|
| UP  | UP                    | 1740 |
| DN  | DOWN                  | 1741 |
| DN  | DOWN                  | 1742 |
| DN  | DOWN                  | 1743 |
|    | REAR SEAT UP          | 1744 |
|    | REAR SEAT DOWN        | 1745 |
|    | ENABLE PTO            | 1746 |
|  | HYDRAULIC INTERLOCK   | 1747 |
|  | TAILGATE UP           | 1748 |
|  | BODY UP               | 1749 |
|  | PACKER EXTEND         | 1750 |
|  | X                     | 1751 |
|  | X                     | 1752 |
|  | X                     | 1753 |
|  | X                     | 1754 |
















| SYMBOL  | NAME (symbol meaning) | CODE |
|---|-----------------------|------|
|    | BODY DOWN             | 1755 |
|    | PACKER RETRACT        | 1756 |
|    | HOPPER COVER CLOSE    | 1757 |
|    | WORK LIGHT            | 1758 |
|    | AUTO PACK             | 1759 |
|    | STROBE LIGHT          | 1760 |
|    | GRIPPER PRESSURE      | 1761 |
|  | AUTO PACK SELECT      | 1762 |
|  | ARM UP                | 1763 |
|  | ARM IN                | 1764 |
|  | GRIPPER CLOSE         | 1765 |
|  | ARM DOWN              | 1766 |
|  | ARM OUT               | 1767 |
|  | GRIPPER OPEN          | 1768 |
| X OVER  | X OVER                | 1769 |
















| SYMBOL  | NAME (symbol meaning)         | CODE |
|---|-------------------------------|------|
|    | FIRST GEAR                    | 1770 |
|    | SECOND GEAR                   | 1771 |
|    | THIRD GEAR                    | 1772 |
|    | FOURTH GEAR                   | 1773 |
| HEAD LT<br>SPDR LT  | HEAD LIGHT/<br>SPREADER LIGHT | 1774 |
|    | PRESSURE WITH<br>ARROW UP     | 1775 |
|    | PRESSURE WITH<br>ARROW DOWN   | 1776 |
|  | BLADE AUTO                    | 1777 |
|  | BIN GRAB OPEN                 | 1778 |
|  | BIN GRAB CLOSE                | 1779 |
|  | BIN LIFTER UP                 | 1780 |
|  | BIN LIFTER DOWN               | 1781 |
|  | MAIN CONVEYOR FORWARD         | 1782 |
|  | MAIN CONVEYOR REVERSE         | 1783 |
|  | CROSS CONVEYOR EXTEND         | 1784 |
















| SYMBOL  | NAME (symbol meaning)   | CODE |
|---|-------------------------|------|
|    | CROSS CONVEYOR RETRACT  | 1785 |
|    | DS GRIZZLY OPEN         | 1786 |
|    | CS GRIZZLY OPEN         | 1787 |
|    | DS GRIZZLY CLOSED       | 1788 |
|    | CS GRIZZLY CLOSED       | 1789 |
|    | WORK LIGHTS             | 1790 |
|    | CROSS CONVEYOR ON/OFF   | 1791 |
|  | VIBRATOR AUTOMATIC MODE | 1792 |
|  | VIBRATOR MANUAL MODE    | 1793 |
|  | MAIN CONVEYOR REVERSE   | 1794 |
|  | HILL SIDE UP            | 1795 |
|  | SLIDING DECK IN         | 1796 |
|  | TAG ON                  | 1797 |
|  | FAN FORWARD             | 1798 |
|  | HILL SIDE DOWN          | 1799 |
















| SYMBOL  | NAME (symbol meaning) | CODE |
|---|-----------------------|------|
|    | SLIDING DECK OUT      | 1800 |
| TAG OFF   | TAG OFF               | 1801 |
|    | BIN MAG UP            | 1802 |
|    | BIN MAG CHAIN REVERSE | 1803 |
|    | BIN MAG DOWN          | 1804 |
|    | BIN MAG CHAIN FORWARD | 1805 |
|    | WORK / TRAVEL         | 1806 |
| TRAVEL L/H  | TRAVEL L / H          | 1807 |
| DOWN PRESS  | DOWN PRESS            | 1808 |
|  | REAR LIGHT            | 1809 |
|  | BOOM LIGHT            | 1810 |
| PUMP LS / PC  | PUMP LS / PC          | 1811 |
| TRAVEL A/B  | TRAVEL A / B          | 1812 |
|  | BOOM LOCK             | 1813 |
|  | TRAVEL LIGHTS         | 1814 |














| SYMBOL  | NAME (symbol meaning) | CODE |
|---|-----------------------|------|
|  | WORK LIGHT            | 1815 |
| FRONT SELECT IN   | FRONT SELECT IN       | 1816 |
| FRONT SELECT OUT  | FRONT SELECT OUT      | 1817 |
| REAR SELECT IN  | REAR SELECT IN        | 1818 |
| REAR SELECT OUT   | REAR SELECT OUT       | 1819 |
| S1 IN   | S1 IN                 | 1820 |
| S1 OUT  | S1 OUT                | 1821 |
| S2 IN   | S2 IN                 | 1822 |
| S2 OUT  | S2 OUT                | 1823 |
| S3 IN   | S3 IN                 | 1824 |
| S3 OUT  | S3 OUT                | 1825 |
| S4 IN   | S4 IN                 | 1826 |
| S4 OUT  | S4 OUT                | 1827 |
| S5 IN   | S5 IN                 | 1828 |
| S5 OUT  | S5 OUT                | 1829 |















| SYMBOL  | NAME (symbol meaning) | CODE |
|---|-----------------------|------|
|    | S6 IN                 | 1830 |
|    | S6 OUT                | 1831 |
|    | REAR BEAMS            | 1832 |
|    | TILT DOWN             | 1833 |
|    | TILT UP               | 1834 |
|    | SWING                 | 1835 |
|    | CRANE POWER           | 1836 |
|  | PLATFORM EXTEND       | 1837 |
|  | PLATFORM RETRACT      | 1838 |
|  | FRONT CYLINDER        | 1839 |
|  | REAR CYLINDER         | 1840 |
|  | X                     | 1841 |
|  | X                     | 1842 |
|  | X                     | 1843 |
|  | X                     | 1844 |

| SYMBOL  | NAME (symbol meaning) | CODE |
|---|-----------------------|------|
|    | X                     | 1845 |
|    | X                     | 1846 |
|    | X                     | 1847 |
|    | X                     | 1848 |
|    | X                     | 1849 |
|    | X                     | 1840 |
|    | X                     | 1851 |
|  | X                     | 1852 |
|  | X                     | 1853 |
|  | X                     | 1854 |
|  | FRONT STEERING        | 1855 |
|  | PARALLEL              | 1856 |
|  | REAR                  | 1857 |
|  | STEER LEFT            | 1858 |
|  | STEER RIGHT           | 1859 |
















| SYMBOL  | NAME (symbol meaning) | CODE |
|---|-----------------------|------|
|    | DIESEL MODE           | 1860 |
|    | BATTERY MODE          | 1861 |
|    | HYBRID MODE           | 1862 |
|    | CONTROL ENABLE        | 1863 |
|    | BRAKE RELEASE         | 1864 |
|    | FRONT LIGHTS          | 1865 |
|    | BOOM LIGHTS           | 1866 |
|  | REAR LIGHTS           | 1867 |
|  | FRONT DEFROST         | 1868 |
|  | TOP DEFROST           | 1869 |
|  | REAR DEFROST          | 1870 |
|  | EM PUMP MODE          | 1871 |
|  | LMI BYPASS            | 1872 |
|  | BOOM FRONT            | 1873 |
|  | VOLUME UP             | 1874 |
















| SYMBOL  | NAME (symbol meaning)  | CODE |
|---|------------------------|------|
|    | VOLUME DOWN            | 1875 |
|    | CHANGE TRACK           | 1876 |
|    | TV                     | 1877 |
|    | MUSIC                  | 1878 |
|    | VIDEO INPUT            | 1879 |
|    | OUTRIGGER UP           | 1880 |
|    | OUTRIGGER DOWN         | 1881 |
|  | AUX 5                  | 1882 |
|  | AUX 6                  | 1883 |
|  | LIGHT BAR              | 1884 |
|  | EJECTION DOOR OPEN     | 1885 |
|  | EJECTION DOOR CLOSE    | 1886 |
|  | BELTS ON/OFF           | 1887 |
|  | HITCH/DESTICKER SELECT | 1888 |
|  | DESTICKER ON/OFF       | 1889 |
















| SYMBOL  | NAME (symbol meaning) | CODE |
|---|-----------------------|------|
|    | DISCHARGE             | 1890 |
| AUTO STOP   | AUTO STOP             | 1891 |
| CONTROL   | CONTROL               | 1892 |
|    | MOTOR TRIM            | 1893 |
|    | LARGE FISHBOX         | 1894 |
|    | SMALL FISHBOX         | 1895 |
|    | LIVEWELL TIMER        | 1896 |
|  | RADIO/ACC             | 1897 |
|  | MECHANICAL SPINNER    | 1898 |
|  | WHITE LIGHT CUTOUT    | 1899 |
|  | SIREN HORN            | 1900 |
|  | LEFT BROW             | 1901 |
|  | RIGHT BROW            | 1902 |
|  | BODY SCENE LIGHTS     | 1903 |
|  | CAB SCENE LIGHTS      | 1904 |











| SYMBOL  | NAME (symbol meaning) | CODE |
|---|-----------------------|------|
|    | ENGINE START/STOP     | 1905 |
|    | 5GPM PUMP             | 1906 |
|    | 10GPM PUMP            | 1907 |
|    | WIPER                 | 1908 |
|    | MAP LIGHTS            | 1909 |
|    | COURT LIGHT           | 1910 |
|    | BILGE LIGHT           | 1911 |
|  | ACCESSORY             | 1912 |
|  | HORN                  | 1913 |
|  | NAV/ANCH LIGHTS       | 1914 |
|  | SPREADER LIGHTS       | 1915 |
|  | UNDER WATER LIGHTS    | 1916 |
|  | AFT BILGE             | 1917 |
| HIGH WATER  | HIGH WATER            | 1918 |
|  | FORWARD BILGE         | 1919 |



| SYMBOL  | NAME (symbol meaning) | CODE |
|---|-----------------------|------|
|    | LIGHT BAR             | 1920 |
|    | INTERNAL LED          | 1921 |
|    | EXTERNAL LED          | 1922 |
|    | CHEAT PUMP            | 1923 |
|    | WASHDOWN              | 1924 |
|    | LIVEWELLS             | 1925 |
|    | SHADE                 | 1926 |
|  | ANCHOR DOWN           | 1927 |
|  | VENT                  | 1928 |
|  | FISHBOX PUMPS         | 1929 |
|  | SUNROOF               | 1930 |
|  | ANCHOR UP             | 1931 |
|  | BOOM DOWN             | 1932 |
|  | BOOM EXTEND           | 1933 |
|  | BOOM RIGHT            | 1934 |

| SYMBOL  | NAME (symbol meaning) | CODE |
|---|-----------------------|------|
|    | BOOM LEFT             | 1935 |
|    | REEL IN               | 1936 |
|    | TAILGATE OPEN         | 1937 |
|    | TAILGATE CLOSE        | 1938 |
|    | HOPPER LIGHTS         | 1939 |
|    | CAMERA LIGHT          | 1940 |
|    | OPERATOR ALERT        | 1941 |
|  | EJECTOR EXTEND        | 1942 |
|  | EJECTOR RETRACT       | 1943 |
|  | TAILGATE CLEAR        | 1944 |
|  | SYSTEM ENABLE         | 1945 |
|  | FAST SPEED            | 1946 |
|  | MANUAL PACKER FORWARD | 1947 |
|  | OPERATOR ALERT        | 1948 |
|  | SPARE                 | 1949 |

| SYMBOL  | NAME (symbol meaning) | CODE |
|---|-----------------------|------|
|    | SLOW SPEED            | 1950 |
|    | MANUAL PACKER REV     | 1951 |
|    | PACKER AUTO           | 1952 |
|    | TG OPEN               | 1953 |
|    | EJECTOR EXTEND        | 1954 |
|    | TG CLEAR              | 1955 |
|    | AUX WORK LIGHTS       | 1956 |
|  | TG CLOSE              | 1957 |
|  | EJECTOR RETRACT       | 1958 |
|  | HOPPER LIGHTS         | 1959 |
|  | AREA LIGHTS           | 1960 |
|  | CAMERA LIGHTS         | 1961 |
|  | SPREADER FWD          | 1962 |
|  | SPREADER AFT          | 1963 |
|  | SUNROOF OPEN          | 1964 |

| SYMBOL  | NAME (symbol meaning)     | CODE |
|---|---------------------------|------|
|    | SUNROOF CLOSE             | 1965 |
|    | SHADE OPEN                | 1966 |
|    | SHADE CLOSE               | 1967 |
|    | LIVEWELL PORT             | 1968 |
|    | LIVEWELL STARBOARD        | 1969 |
|    | FISHBOX PORT              | 1970 |
|    | FISHBOX STARBOARD         | 1971 |
|  | MAST LIGHT                | 1972 |
|  | POWER                     | 1973 |
|  | COUNTERWEIGHT PIN RETRACT | 1974 |
|  | COUNTERWEIGHT PIN EXTEND  | 1975 |
|  | LEFT COUNTERWEIGHT UP     | 1976 |
|  | LEFT COUNTERWEIGHT DOWN   | 1977 |
|  | RIGHT COUNTERWEIGHT DOWN  | 1978 |
|  | RIGHT COUNTERWEIGHT UP    | 1979 |

| <b>SYMBOL</b> | <b>NAME (symbol meaning)</b> | <b>CODE</b> |
|---------------|------------------------------|-------------|
| <b>CT</b>     | CT                           | 1980        |
| <b>HS</b>     | HS                           | 1981        |
| <b>LFS</b>    | LFS                          | 1982        |
| <b>RSF</b>    | RSF                          | 1983        |
| <b>SL</b>     | SL                           | 1984        |
| <b>1</b>      | 1                            | 1985        |
| <b>2</b>      | 2                            | 1986        |
| <b>3</b>      | 3                            | 1987        |
| <b>B</b>      | B                            | 1988        |
| <b>CS</b>     | CS                           | 1989        |
| <b>BL</b>     | BL                           | 1990        |
| <b>UF</b>     | UF                           | 1991        |
| <b>R</b>      | R                            | 1992        |
| <b>LF</b>     | LF                           | 1993        |
| <b>AL</b>     | AL                           | 1994        |

| <b>SYMBOL</b> | <b>NAME (symbol meaning)</b> | <b>CODE</b> |
|---------------|------------------------------|-------------|
| <b>DCT</b>    | DCT                          | 1995        |
| <b>DFS</b>    | DFS                          | 1996        |
| <b>LSFS</b>   | LSFS                         | 1997        |
| <b>RSFS</b>   | RSFS                         | 1998        |
|               |                              | 1999        |
| <b>LAL</b>    | LAL                          | 2000        |
| <b>RAL</b>    | RAL                          | 2001        |
|               | X                            | 2002        |
|               | X                            | 2003        |
|               | X                            | 2004        |
|               | X                            | 2005        |
|               | X                            | 2006        |
|               | X                            | 2007        |
|               | X                            | 2008        |
|               | X                            | 2009        |

| SYMBOL | NAME (symbol meaning) | CODE |
|--------|-----------------------|------|
|        | X                     | 2100 |
|        | X                     | 2101 |
|        | X                     | 2102 |
|        | X                     | 2103 |
|        | X                     | 2104 |
|        | X                     | 2105 |
|        | X                     | 2106 |
|        | X                     | 2107 |
|        | X                     | 2108 |
|        | X                     | 2109 |
|        | X                     | 2200 |
|        | X                     | 2201 |
|        | X                     | 2202 |
|        | X                     | 2203 |
|        | X                     | 2204 |

| SYMBOL | NAME (symbol meaning) | CODE |
|--------|-----------------------|------|
|        | X                     | 2205 |
|        | X                     | 2206 |
|        | X                     | 2207 |
|        | X                     | 2208 |
|        | X                     | 2209 |
|        | X                     | 2300 |
|        | X                     | 2301 |
|        | X                     | 2302 |
|        | X                     | 2303 |
|        | X                     | 2304 |
|        | X                     | 2305 |
|        | X                     | 2306 |
|        | X                     | 2307 |
|        | X                     | 2308 |
|        | X                     | 2309 |