

KEYBOX

POWER MANAGEMENT ENCLOSURE

- Controls 12 or 24V Electrical Devices -
- Thirteen (13) Fused Circuits with Built in Relays -
- PWM Connections -
- CANbus/J1939 -

KEYBOX

The Keybox is an I/O, CANbus relay module specifically designed for 12V or 24V electrical loads.

Compact and efficient, the Keybox inputs and outputs can be connected to various powered components and fixtures on your installation i.e. lights, electric motors, bilge pumps, mechanical arms etc.

Equipped with 13 fused circuits with built in relays designed to control any 12V or 24V electrical device. The Keybox can also be connected in sequence with multiple modules as well as one or more Keypads via a single BUS.

The Keybox offers a simple solution to those upgrading old onboard switches with GEC's streamline range of PKP Series Keypads

Providing all the innovation of GEC technology without the cost and complexity of a larger digital system.



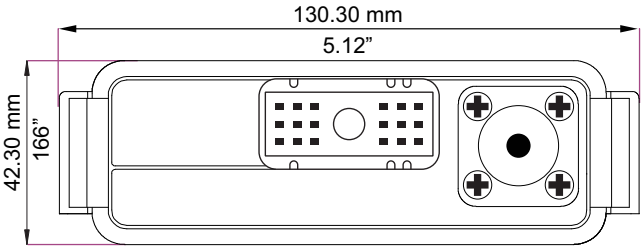
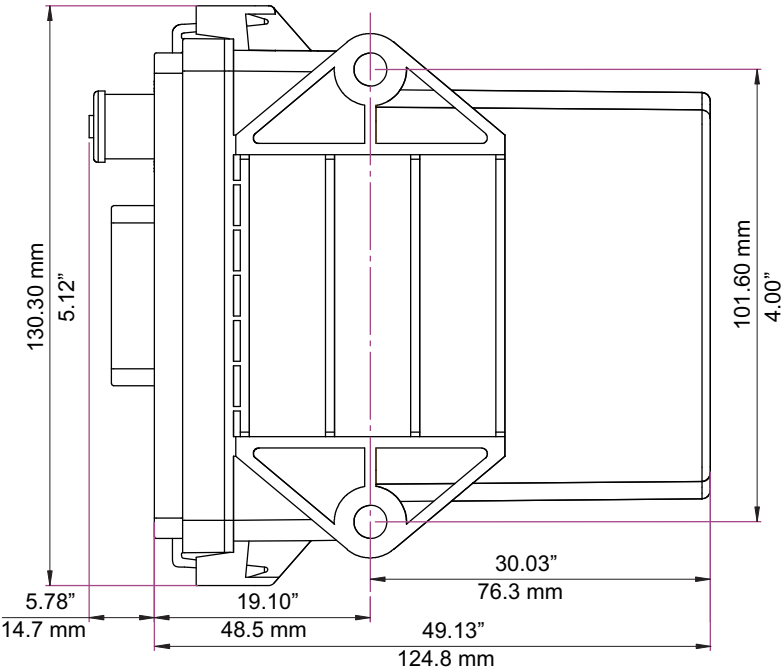
INTELLIGENT POWER

FEATURES:

- **CANbus Kepads:**
Keybox allows the use of GEC’s PKP Series CANbus keypads in both vehicle and marine applications where installations require additional streamlined controls.
- **IP67-IP69K:**
Keybox is IP67 and IP69K rated, allowing you to install, connect and operate the Keybox module wherever you need on your project.
- **PWM Connections:**
Keybox allows for PWM connections (e.g. dimming lights or throttle positions).

- **CAN Slave Module:**
Keybox can also be set-up as a CAN Slave module.
- **Higher Ampere/More Outputs:**
Keybox allows the ability to create an extension of the onboard system when either more outputs or higher rated outputs are required.
- **OEM’s System:**
Keybox allows to create a secondary stand-alone system when a closed-loop master controller system is already installed, preventing or prohibiting external connections.

DIMENSIONS:



AVAILABLE MODELS

- KB312V-05A: 12V 5A
- KB312V-10A: 12V 10A
- KB312V-05-10A: 12V 8 x 5A, 3 x 10A
- KB324V-05A: 24V 5A

SPECIFICATIONS:

MECHANICAL

Connector	Cinch 581-01-18-038 & Amphenol SLPPA25BSO
Mating Connector	Cinch 581-01-18-023 with 425-00-00873 & Amphenol SLPPA25BSO
Housing/Cover	33% Glass Filled Polymer
PC Board	1.6mm Thick, Nema Grade FR-4, Double Clad with 2oz Copper

ENVIRONMENTAL

Operating Temperature	-40 °C to +85 °C
Storage Temperature	-40 °C to +85 °C
Humidity	0 to 98% (No Condensation)
Salt Spray	96 HRS
Ingress Protection Rating	IP 67

SPECIFICATIONS:

ELECTRICAL

Supply Voltage	12V Nominal 9-16V or 24V Nominal 19-31V
Standby Current	<30mA per PME
Communication Bus	CANbus
Circuit Protection	Automotive Mini Blade Fuse
Load Current	Max 5A per output (resistive) @ 24V Max 10A per output (resistive) @ 12V

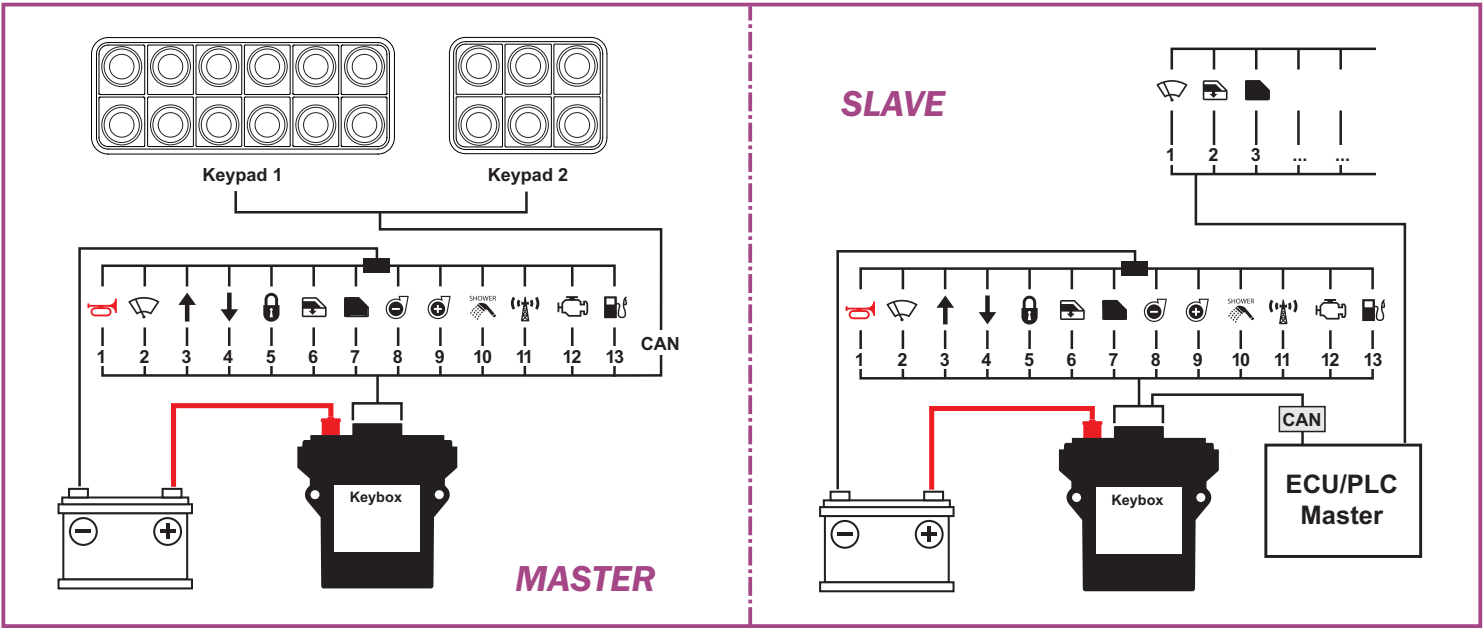
OTHER FEATURES

Circuits	13
Size MM	135, 4x130, 3x 42, 3
Low Voltage Sense & Lockdown	Optional
Field Re-programmable	Optional
External Status Communication	Optional
Dimming /PMW Features	Available on 2 Outputs
Circuit status Monitoring	Optional
Pull Down	2 Optionals
Weight	330g

PKP SERIES KEYPADS:



SCHEMATIC EXAMPLES:



This document and other information from Googolplex Electric Co. (GEC), provides product and/or system options for further investigation by users having technical expertise. It is important to analyse all aspects of the application, including consequences of failure. Due to the variety of operating conditions and applications for these products, the manufacturer of the application is solely responsible for making the final selection of the products and assuring that all performance, safety and warning requirements of the application are met. The products described herein, including without limitation, product features, specifications, designs, availability and pricing, are subject to change by GEC at any time without notice.

 **Googolplex** Electric Co.